

Warrensburg SE-1 / Montserrat

Statistics TOTAL

Registered Voters - Total	4,570
Ballots Cast - Total	387
Ballots Cast - Blank	2
Voter Turnout - Total	8.47%

City of Warrensburg Council Members

Vote For 1

	TOTAL	VOTE %
Kirk Walker	46	21.00%
Scott Holmberg	39	17.81%
Eva Norton	44	20.09%
Suzy Latare	87	39.73%
Write-In Totals	3	1.37%
Total Votes Cast	219	100.00%
Contest Totals	226	

Warrensburg R-VI School District Board Members

Vote For 2

	TOTAL	VOTE %
Betsy Kreisel	223	46.85%
Thomas (Tom) McCormack	244	51.26%
Write-In Totals	9	1.89%
Total Votes Cast	476	100.00%
Contest Totals	618	

Knob Noster School District R-VIII

Vote For 2

	TOTAL	VOTE %
Paul "Hillsy" Hills	47	41.23%
Andrew Frencken	60	52.63%
Write-In Totals	7	6.14%
Total Votes Cast	114	100.00%
Contest Totals	156	

Johnson County Emergency Services Board Eastern District




Vote For 2

	TOTAL	VOTE %
Melissa Frey	347	89.66%
Write-In Totals	40	10.34%
Total Votes Cast	387	100.00%
Contest Totals	774	

Warrensburg SE-1 / Montserrat




City of Warrensburg Sales Tax Question

Vote For 1

	TOTAL	VOTE %	
YES	150	66.96%	
NO	74	33.04%	
Total Votes Cast	224	100.00%	
Contest Totals	226		

Knob Noster R-VIII School District Proposition K

Vote For 1

	TOTAL	VOTE %	
YES	23	29.49%	
NO	55	70.51%	
Total Votes Cast	78	100.00%	
Contest Totals	78		

Warrensburg SE-2 / NE

Statistics	TOTAL
Registered Voters - Total	5,688
Ballots Cast - Total	516
Ballots Cast - Blank	0
Voter Turnout - Total	9.07%

City of Warrensburg Council Members

Vote For 1

	TOTAL	VOTE %
Kirk Walker	110	22.63%
Scott Holmberg	67	13.79%
Eva Norton	78	16.05%
Suzy Latare	228	46.91%
Write-In Totals	3	0.62%
Total Votes Cast	486	100.00%
Contest Totals	494	

Warrensburg R-VI School District Board Members

Vote For 2

	TOTAL	VOTE %
Betsy Kreisel	385	49.74%
Thomas (Tom) McCormack	378	48.84%
Write-In Totals	11	1.42%
Total Votes Cast	774	100.00%
Contest Totals	1,032	

Johnson County Emergency Services Board Eastern District

Vote For 2

	TOTAL	VOTE %
Melissa Frey	451	92.42%
Write-In Totals	37	7.58%
Total Votes Cast	488	100.00%
Contest Totals	1,032	

City of Warrensburg Sales Tax Question

Vote For 1

	TOTAL	VOTE %
YES	303	61.46%
NO	190	38.54%
Total Votes Cast	493	100.00%
Contest Totals	494	

Warrensburg SW / NW

Statistics TOTAL

Registered Voters - Total	4,413
Ballots Cast - Total	399
Ballots Cast - Blank	0
Voter Turnout - Total	9.04%

City of Warrensburg Council Members

Vote For 1

	TOTAL	VOTE %
Kirk Walker	84	24.21%
Scott Holmberg	44	12.68%
Eva Norton	63	18.16%
Suzy Latare	155	44.67%
Write-In Totals	1	0.29%
Total Votes Cast	347	100.00%
Contest Totals	350	

Warrensburg R-VI School District Board Members

Vote For 2

	TOTAL	VOTE %
Betsy Kreisel	283	46.85%
Thomas (Tom) McCormack	307	50.83%
Write-In Totals	14	2.32%
Total Votes Cast	604	100.00%
Contest Totals	778	

Johnson County R-VII School District Directors

Vote For 2

	TOTAL	VOTE %
Drew Shanks	7	38.89%
Matt Smith	8	44.44%
Michael Russell	3	16.67%
Write-In Totals	0	0.00%
Total Votes Cast	18	100.00%
Contest Totals	20	

Johnson County Emergency Services Board Western District




Vote For 2

	TOTAL	VOTE %
Darlene Buckstead	183	31.12%
Scott Ammon	199	33.84%
David Miller	198	33.67%
Write-In Totals	8	1.36%
Total Votes Cast	588	100.00%
Contest Totals	798	

Warrensburg SW / NW

City of Warrensburg Sales Tax Question

Vote For 1

	TOTAL	VOTE %	
YES	224	64.55%	
NO	123	35.45%	
Total Votes Cast	347	100.00%	
Contest Totals	350		

N S Hldn / Kng / RH

Statistics	TOTAL
Registered Voters - Total	4,272
Ballots Cast - Total	473
Ballots Cast - Blank	0
Voter Turnout - Total	11.07%

City of Holden Ward I Council Member 1 Year Vote For 1

	TOTAL	VOTE %
Morgan Pemberton	48	96.00%
Write-In Totals	2	4.00%
Total Votes Cast	50	100.00%
Contest Totals	62	

City of Holden Ward I Council Member 2 Year Vote For 1

	TOTAL	VOTE %
Julie Getz	21	33.87%
Guy Barwick	41	66.13%
Write-In Totals	0	0.00%
Total Votes Cast	62	100.00%
Contest Totals	62	

City of Holden Ward II Council Member 1 Year Vote For 1

	TOTAL	VOTE %
Write-In Totals	13	100.00%
Total Votes Cast	13	100.00%
Contest Totals	37	

City of Holden Ward II Council Member 2 Year Vote For 1

	TOTAL	VOTE %
Carol Mallory	26	89.66%
Write-In Totals	3	10.34%
Total Votes Cast	29	100.00%
Contest Totals	37	

City of Holden Ward III Council Member Vote For 1

	TOTAL	VOTE %
Lewis (Jack) Leary	8	11.76%
Larry Miller	60	88.24%
Write-In Totals	0	0.00%
Total Votes Cast	68	100.00%
Contest Totals	70	

N S Hldn / Kng / RH

City of Holden Ward IV Council Member

Vote For 1

	TOTAL	VOTE %	
Allen Mensch	75	64.66%	<div style="width: 64.66%; background-color: #f1c40f;"></div>
Rich Pearson	41	35.34%	<div style="width: 35.34%; background-color: #f1c40f;"></div>
Write-In Totals	0	0.00%	
Total Votes Cast	116	100.00%	<div style="width: 100%; background-color: #f1c40f;"></div>
Contest Totals	119		

Holden R-III School District Proposition 1: Directors

Vote For 2

	TOTAL	VOTE %	
Georgia Jarman	175	21.96%	<div style="width: 21.96%; background-color: #f1c40f;"></div>
Ann Cates	257	32.25%	<div style="width: 32.25%; background-color: #f1c40f;"></div>
Robert Zimmer III	210	26.35%	<div style="width: 26.35%; background-color: #f1c40f;"></div>
Dillon Zavadil	154	19.32%	<div style="width: 19.32%; background-color: #f1c40f;"></div>
Write-In Totals	1	0.13%	
Total Votes Cast	797	100.00%	<div style="width: 100%; background-color: #f1c40f;"></div>
Contest Totals	902		

Johnson County R-VII School District Directors

Vote For 2

	TOTAL	VOTE %	
Drew Shanks	1	100.00%	<div style="width: 100%; background-color: #f1c40f;"></div>
Matt Smith	0	0.00%	
Michael Russell	0	0.00%	
Write-In Totals	0	0.00%	
Total Votes Cast	1	100.00%	<div style="width: 100%; background-color: #f1c40f;"></div>
Contest Totals	2		

Johnson County Fire Protection Dist. No. 2 Board of Director

Vote For 1

	TOTAL	VOTE %	
Write-In Totals	20	100.00%	<div style="width: 100%; background-color: #f1c40f;"></div>
Total Votes Cast	20	100.00%	<div style="width: 100%; background-color: #f1c40f;"></div>
Contest Totals	185		

Johnson County Emergency Services Board Western District




Vote For 2

	TOTAL	VOTE %	
Darlene Buckstead	283	39.09%	<div style="width: 39.09%; background-color: #f1c40f;"></div>
Scott Ammon	150	20.72%	<div style="width: 20.72%; background-color: #f1c40f;"></div>
David Miller	287	39.64%	<div style="width: 39.64%; background-color: #f1c40f;"></div>
Write-In Totals	4	0.55%	
Total Votes Cast	724	100.00%	<div style="width: 100%; background-color: #f1c40f;"></div>
Contest Totals	946		

N S Hldn / Kng / RH




City of Holden Bond Issue

Vote For 1

	TOTAL	VOTE %	
YES	161	56.10%	
NO	126	43.90%	
Total Votes Cast	287	100.00%	
Contest Totals	288		

Holden R-III School District Proposition K.I.T.S.

Vote For 1





	TOTAL	VOTE %	
YES	210	47.40%	
NO	233	52.60%	
Total Votes Cast	443	100.00%	
Contest Totals	451		

Knob Noster/ Lowland

Statistics	TOTAL
Registered Voters - Total	4,063
Ballots Cast - Total	989
Ballots Cast - Blank	0
Voter Turnout - Total	24.34%




City of Knob Noster Ward I Alderman

Vote For 1

	TOTAL	VOTE %	
Perry Byerly	54	54.00%	
Derrick Liggett	46	46.00%	
Write-In Totals	0	0.00%	
Total Votes Cast	100	100.00%	
Contest Totals	112		





City of Knob Noster Ward II Alderman

Vote For 1

	TOTAL	VOTE %	
Jesse Stauffer-Baum	105	90.52%	
Write-In Totals	11	9.48%	
Total Votes Cast	116	100.00%	
Contest Totals	124		





City of Knob Noster Ward III Alderman

Vote For 1

	TOTAL	VOTE %	
Josh Link	56	50.45%	
Christopher S. Dennis	50	45.04%	
Write-In Totals	5	4.50%	
Total Votes Cast	111	100.00%	
Contest Totals	129		

Knob Noster School District R-VIII

Vote For 2

	TOTAL	VOTE %	
Paul "Hillsy" Hills	597	45.68%	
Andrew Frencken	666	50.96%	
Write-In Totals	44	3.37%	
Total Votes Cast	1,307	100.00%	
Contest Totals	1,972		

Knob Noster/ Lowland

Concordia R-II School District of Johnson and Lafayette Counties Directors Concordia R-II

Vote For 2

	TOTAL	VOTE %	
Steven Borgstadt	1	50.00%	<div style="width: 50%;"><div style="width: 50%;"></div></div>
Tim Kirchhoff	1	50.00%	<div style="width: 50%;"><div style="width: 50%;"></div></div>
Write-In Totals	0	0.00%	<div style="width: 0%;"><div style="width: 0%;"></div></div>
Total Votes Cast	2	100.00%	<div style="width: 100%;"><div style="width: 100%;"></div></div>
Contest Totals	2		

Community College District of Mid Missouri Trustee

Vote For 2

	TOTAL	VOTE %	
Patty Wood	2	50.00%	<div style="width: 50%;"><div style="width: 50%;"></div></div>
Jeffrey Page	1	25.00%	<div style="width: 25%;"><div style="width: 25%;"></div></div>
Steve Bloess	1	25.00%	<div style="width: 25%;"><div style="width: 25%;"></div></div>
Write-In Totals	0	0.00%	<div style="width: 0%;"><div style="width: 0%;"></div></div>
Total Votes Cast	4	100.00%	<div style="width: 100%;"><div style="width: 100%;"></div></div>
Contest Totals	4		

Johnson County Emergency Services Board Eastern District

Vote For 2

	TOTAL	VOTE %	
Melissa Frey	852	94.77%	<div style="width: 94.77%;"><div style="width: 94.77%;"></div></div>
Write-In Totals	47	5.23%	<div style="width: 5.23%;"><div style="width: 5.23%;"></div></div>
Total Votes Cast	899	100.00%	<div style="width: 100%;"><div style="width: 100%;"></div></div>
Contest Totals	1,978		

Knob Noster R-VIII School District Proposition K

Vote For 1

	TOTAL	VOTE %	
YES	338	34.31%	<div style="width: 34.31%;"><div style="width: 34.31%;"></div></div>
NO	647	65.69%	<div style="width: 65.69%;"><div style="width: 65.69%;"></div></div>
Total Votes Cast	985	100.00%	<div style="width: 100%;"><div style="width: 100%;"></div></div>
Contest Totals	986		

Concordia R-II School District Question

Vote For 1

	TOTAL	VOTE %	
YES	1	100.00%	<div style="width: 100%;"><div style="width: 100%;"></div></div>
NO	0	0.00%	<div style="width: 0%;"><div style="width: 0%;"></div></div>
Total Votes Cast	1	100.00%	<div style="width: 100%;"><div style="width: 100%;"></div></div>
Contest Totals	1		

Centerview / Columbus

Statistics	TOTAL
Registered Voters - Total	2,064
Ballots Cast - Total	101
Ballots Cast - Blank	0
Voter Turnout - Total	4.89%

Holden R-III School District Proposition 1: Directors

Vote For 2

	TOTAL	VOTE %
Georgia Jarman	4	28.57%
Ann Cates	4	28.57%
Robert Zimmer III	3	21.43%
Dillon Zavadil	3	21.43%
Write-In Totals	0	0.00%
Total Votes Cast	14	100.00%
Contest Totals	14	

Warrensburg R-VI School District Board Members

Vote For 2

	TOTAL	VOTE %
Betsy Kreisel	0	
Thomas (Tom) McCormack	0	
Write-In Totals	0	
Total Votes Cast	0	
Contest Totals	0	

Johnson County R-VII School District Directors

Vote For 2

	TOTAL	VOTE %
Drew Shanks	74	42.53%
Matt Smith	69	39.66%
Michael Russell	31	17.82%
Write-In Totals	0	0.00%
Total Votes Cast	174	100.00%
Contest Totals	186	

Johnson County Emergency Services Board Western District

Vote For 2

	TOTAL	VOTE %
Darlene Buckstead	67	40.61%
Scott Ammon	41	24.85%
David Miller	57	34.55%
Write-In Totals	0	0.00%
Total Votes Cast	165	100.00%
Contest Totals	202	

Centerview / Columbus

Holden R-III School District Proposition K.I.T.S.

Vote For 1

	TOTAL	VOTE %	
YES	5	71.43%	
NO	2	28.57%	
Total Votes Cast	7	100.00%	
Contest Totals	7		

Chilhowee

Statistics	TOTAL
Registered Voters - Total	798
Ballots Cast - Total	58
Ballots Cast - Blank	0
Voter Turnout - Total	7.27%

Holden R-III School District Proposition 1: Directors

Vote For 2

	TOTAL	VOTE %
Georgia Jarman	12	19.35%
Ann Cates	14	22.58%
Robert Zimmer III	18	29.03%
Dillon Zavadil	18	29.03%
Write-In Totals	0	0.00%
Total Votes Cast	62	100.00%
Contest Totals	64	

Johnson County Emergency Services Board Western District

Vote For 2

	TOTAL	VOTE %
Darlene Buckstead	38	44.19%
Scott Ammon	20	23.26%
David Miller	28	32.56%
Write-In Totals	0	0.00%
Total Votes Cast	86	100.00%
Contest Totals	116	

Holden R-III School District Proposition K.I.T.S.

Vote For 1

	TOTAL	VOTE %
YES	13	40.62%
NO	19	59.38%
Total Votes Cast	32	100.00%
Contest Totals	32	

Post Oak / Jefferson

Statistics	TOTAL
Registered Voters - Total	1,786
Ballots Cast - Total	53
Ballots Cast - Blank	0
Voter Turnout - Total	2.97%

Warrensburg R-VI School District Board Members

Vote For 2

	TOTAL	VOTE %
Betsy Kreisel	3	30.00%
Thomas (Tom) McCormack	5	50.00%
Write-In Totals	2	20.00%
Total Votes Cast	10	100.00%
Contest Totals	16	

Knob Noster School District R-VIII

Vote For 2

	TOTAL	VOTE %
Paul "Hillsy" Hills	11	39.29%
Andrew Frencken	15	53.57%
Write-In Totals	2	7.14%
Total Votes Cast	28	100.00%
Contest Totals	38	

Johnson County Emergency Services Board Eastern District

Vote For 2

	TOTAL	VOTE %
Melissa Frey	50	90.91%
Write-In Totals	5	9.09%
Total Votes Cast	55	100.00%
Contest Totals	106	

Knob Noster R-VIII School District Proposition K

Vote For 1

	TOTAL	VOTE %
YES	6	31.58%
NO	13	68.42%
Total Votes Cast	19	100.00%
Contest Totals	19	

Pittsville

Statistics	TOTAL
Registered Voters - Total	4,067
Ballots Cast - Total	211
Ballots Cast - Blank	0
Voter Turnout - Total	5.19%

Holden R-III School District Proposition 1: Directors

Vote For 2

	TOTAL	VOTE %
Georgia Jarman	83	26.69%
Ann Cates	86	27.65%
Robert Zimmer III	86	27.65%
Dillon Zavadil	56	18.01%
Write-In Totals	0	0.00%
Total Votes Cast	311	100.00%
Contest Totals	372	

Johnson County R-VII School District Directors

Vote For 2

	TOTAL	VOTE %
Drew Shanks	0	0.00%
Matt Smith	1	50.00%
Michael Russell	1	50.00%
Write-In Totals	0	0.00%
Total Votes Cast	2	100.00%
Contest Totals	2	

Lone Jack C-6 School District of Jackson County Directors

Vote For 2

	TOTAL	VOTE %
Rebecca R Campbell	5	50.00%
Camille Lucito	5	50.00%
Daniel Danuser	0	0.00%
Write-In Totals	0	0.00%
Total Votes Cast	10	100.00%
Contest Totals	10	

Oak Grove R-VI School District of Jackson County Directors

Vote For 2

	TOTAL	VOTE %
James William Schlichting	3	33.33%
Tamara Dawn Kirk	0	0.00%
Jeremy Taylor	4	44.44%
Jamie Hackley	2	22.22%
Write-In Totals	0	0.00%
Total Votes Cast	9	100.00%
Contest Totals	12	

Pittsville

Johnson County Fire Protection Dist. No. 2 Board of Director

Vote For 1

	TOTAL	VOTE %	
Write-In Totals	38	100.00%	<div style="width: 100%; height: 10px; background-color: #f0e68c;"></div>
Total Votes Cast	38	100.00%	<div style="width: 100%; height: 10px; background-color: #f0e68c;"></div>
Contest Totals	211		

Johnson County Emergency Services Board Western District

Vote For 2

	TOTAL	VOTE %	
Darlene Buckstead	104	33.55%	<div style="width: 33.55%; height: 10px; background-color: #f0e68c;"></div>
Scott Ammon	71	22.90%	<div style="width: 22.90%; height: 10px; background-color: #f0e68c;"></div>
David Miller	133	42.90%	<div style="width: 42.90%; height: 10px; background-color: #f0e68c;"></div>
Write-In Totals	2	0.65%	<div style="width: 0.65%; height: 10px; background-color: #f0e68c;"></div>
Total Votes Cast	310	100.00%	<div style="width: 100%; height: 10px; background-color: #f0e68c;"></div>
Contest Totals	422		

Holden R-III School District Proposition K.I.T.S.

Vote For 1

	TOTAL	VOTE %	
YES	87	47.28%	<div style="width: 47.28%; height: 10px; background-color: #f0e68c;"></div>
NO	97	52.72%	<div style="width: 52.72%; height: 10px; background-color: #f0e68c;"></div>
Total Votes Cast	184	100.00%	<div style="width: 100%; height: 10px; background-color: #f0e68c;"></div>
Contest Totals	186		

Lone Jack C-6 School District Question

Vote For 1

	TOTAL	VOTE %	
YES	5	100.00%	<div style="width: 100%; height: 10px; background-color: #f0e68c;"></div>
NO	0	0.00%	<div style="width: 0%; height: 10px; background-color: #f0e68c;"></div>
Total Votes Cast	5	100.00%	<div style="width: 100%; height: 10px; background-color: #f0e68c;"></div>
Contest Totals	5		

Oak Grove R-VI School District Proposition Panther

Vote For 1

	TOTAL	VOTE %	
YES	6	100.00%	<div style="width: 100%; height: 10px; background-color: #f0e68c;"></div>
NO	0	0.00%	<div style="width: 0%; height: 10px; background-color: #f0e68c;"></div>
Total Votes Cast	6	100.00%	<div style="width: 100%; height: 10px; background-color: #f0e68c;"></div>
Contest Totals	6		

Hazel Hill / Simpson

Statistics	TOTAL
Registered Voters - Total	1,813
Ballots Cast - Total	71
Ballots Cast - Blank	0
Voter Turnout - Total	3.92%

Warrensburg R-VI School District Board Members

Vote For 2

	TOTAL	VOTE %
Betsy Kreisel	27	46.55%
Thomas (Tom) McCormack	31	53.45%
Write-In Totals	0	0.00%
Total Votes Cast	58	100.00%
Contest Totals	70	

Johnson County R-VII School District Directors

Vote For 2

	TOTAL	VOTE %
Drew Shanks	24	53.33%
Matt Smith	16	35.56%
Michael Russell	5	11.11%
Write-In Totals	0	0.00%
Total Votes Cast	45	100.00%
Contest Totals	50	

Knob Noster School District R-VIII

Vote For 2

	TOTAL	VOTE %
Paul "Hillsy" Hills	1	20.00%
Andrew Frencken	2	40.00%
Write-In Totals	2	40.00%
Total Votes Cast	5	100.00%
Contest Totals	8	

Concordia R-II School District of Johnson and Lafayette Counties Directors Concordia R-II

Vote For 2

	TOTAL	VOTE %
Steven Borgstadt	5	45.45%
Tim Kirchhoff	6	54.55%
Write-In Totals	0	0.00%
Total Votes Cast	11	100.00%
Contest Totals	14	

Hazel Hill / Simpson

Johnson County Emergency Services Board Eastern District

Vote For 2

	TOTAL	VOTE %	
Melissa Frey	66	91.67%	<div style="width: 91.67%; background-color: #f1c232;"></div>
Write-In Totals	6	8.33%	<div style="width: 8.33%; background-color: #cccccc;"></div>
Total Votes Cast	72	100.00%	<div style="width: 100%; background-color: #f1c232;"></div>
Contest Totals	142		

Knob Noster R-VIII School District Proposition K

Vote For 1

	TOTAL	VOTE %	
YES	1	25.00%	<div style="width: 25.00%; background-color: #f1c232;"></div>
NO	3	75.00%	<div style="width: 75.00%; background-color: #cccccc;"></div>
Total Votes Cast	4	100.00%	<div style="width: 100%; background-color: #f1c232;"></div>
Contest Totals	4		

Concordia R-II School District Question

Vote For 1







	TOTAL	VOTE %	
YES	6	85.71%	<div style="width: 85.71%; background-color: #f1c232;"></div>
NO	1	14.29%	<div style="width: 14.29%; background-color: #cccccc;"></div>
Total Votes Cast	7	100.00%	<div style="width: 100%; background-color: #f1c232;"></div>
Contest Totals	7		

Absentee

Statistics	TOTAL
Registered Voters - Total	0
Ballots Cast - Total	359
Ballots Cast - Blank	0
Voter Turnout - Total	0.00%




City of Warrensburg Council Members

Vote For 1

	TOTAL	VOTE %
Kirk Walker	23	16.67% 
Scott Holmberg	37	26.81% 
Eva Norton	26	18.84% 
Suzy Latare	52	37.68% 
Write-In Totals	0	0.00% 
Total Votes Cast	138	100.00% 
Contest Totals	149	





City of Holden Ward I Council Member 1 Year

Vote For 1

	TOTAL	VOTE %
Morgan Pemberton	1	100.00% 
Write-In Totals	0	0.00% 
Total Votes Cast	1	100.00% 
Contest Totals	4	

City of Holden Ward I Council Member 2 Year

Vote For 1

	TOTAL	VOTE %
Julie Getz	2	50.00% 
Guy Barwick	2	50.00% 
Write-In Totals	0	0.00% 
Total Votes Cast	4	100.00% 
Contest Totals	4	

City of Holden Ward II Council Member 1 Year

Vote For 1

	TOTAL	VOTE %
Write-In Totals	0	
Total Votes Cast	0	
Contest Totals	3	

Absentee

City of Holden Ward II Council Member 2 Year

Vote For 1

	TOTAL	VOTE %	
Carol Mallory	3	100.00%	<div style="width: 100%;"></div>
Write-In Totals	0	0.00%	<div style="width: 0%;"></div>
Total Votes Cast	3	100.00%	<div style="width: 100%;"></div>
Contest Totals	3		

City of Holden Ward III Council Member

Vote For 1

	TOTAL	VOTE %	
Lewis (Jack) Leary	0	0.00%	<div style="width: 0%;"></div>
Larry Miller	1	100.00%	<div style="width: 100%;"></div>
Write-In Totals	0	0.00%	<div style="width: 0%;"></div>
Total Votes Cast	1	100.00%	<div style="width: 100%;"></div>
Contest Totals	1		

City of Holden Ward IV Council Member

Vote For 1

	TOTAL	VOTE %	
Allen Mensch	4	100.00%	<div style="width: 100%;"></div>
Rich Pearson	0	0.00%	<div style="width: 0%;"></div>
Write-In Totals	0	0.00%	<div style="width: 0%;"></div>
Total Votes Cast	4	100.00%	<div style="width: 100%;"></div>
Contest Totals	4		

City of Knob Noster Ward I Alderman

Vote For 1

	TOTAL	VOTE %	
Perry Byerly	5	55.56%	<div style="width: 55.56%;"></div>
Derrick Liggett	4	44.44%	<div style="width: 44.44%;"></div>
Write-In Totals	0	0.00%	<div style="width: 0%;"></div>
Total Votes Cast	9	100.00%	<div style="width: 100%;"></div>
Contest Totals	9		

City of Knob Noster Ward II Alderman

Vote For 1

	TOTAL	VOTE %	
Jesse Stauffer-Baum	2	100.00%	<div style="width: 100%;"></div>
Write-In Totals	0	0.00%	<div style="width: 0%;"></div>
Total Votes Cast	2	100.00%	<div style="width: 100%;"></div>
Contest Totals	2		

Absentee

City of Knob Noster Ward III Alderman

Vote For 1

	TOTAL	VOTE %	
Josh Link	5	83.33%	<div style="width: 83.33%;"><div style="width: 83.33%;"></div></div>
Christopher S. Dennis	1	16.67%	<div style="width: 16.67%;"><div style="width: 16.67%;"></div></div>
Write-In Totals	0	0.00%	<div style="width: 0%;"><div style="width: 0%;"></div></div>
Total Votes Cast	6	100.00%	<div style="width: 100%;"><div style="width: 100%;"></div></div>
Contest Totals	6		

Holden R-III School District Proposition 1: Directors

Vote For 2

	TOTAL	VOTE %	
Georgia Jarman	26	26.00%	<div style="width: 26.00%;"><div style="width: 26.00%;"></div></div>
Ann Cates	36	36.00%	<div style="width: 36.00%;"><div style="width: 36.00%;"></div></div>
Robert Zimmer III	22	22.00%	<div style="width: 22.00%;"><div style="width: 22.00%;"></div></div>
Dillon Zavadil	14	14.00%	<div style="width: 14.00%;"><div style="width: 14.00%;"></div></div>
Write-In Totals	2	2.00%	<div style="width: 2.00%;"><div style="width: 2.00%;"></div></div>
Total Votes Cast	100	100.00%	<div style="width: 100%;"><div style="width: 100%;"></div></div>
Contest Totals	124		

Warrensburg R-VI School District Board Members

Vote For 2

	TOTAL	VOTE %	
Betsy Kreisel	139	46.33%	<div style="width: 46.33%;"><div style="width: 46.33%;"></div></div>
Thomas (Tom) McCormack	158	52.67%	<div style="width: 52.67%;"><div style="width: 52.67%;"></div></div>
Write-In Totals	3	1.00%	<div style="width: 1.00%;"><div style="width: 1.00%;"></div></div>
Total Votes Cast	300	100.00%	<div style="width: 100%;"><div style="width: 100%;"></div></div>
Contest Totals	390		

Johnson County R-VII School District Directors

Vote For 2

	TOTAL	VOTE %	
Drew Shanks	15	39.47%	<div style="width: 39.47%;"><div style="width: 39.47%;"></div></div>
Matt Smith	15	39.47%	<div style="width: 39.47%;"><div style="width: 39.47%;"></div></div>
Michael Russell	8	21.05%	<div style="width: 21.05%;"><div style="width: 21.05%;"></div></div>
Write-In Totals	0	0.00%	<div style="width: 0%;"><div style="width: 0%;"></div></div>
Total Votes Cast	38	100.00%	<div style="width: 100%;"><div style="width: 100%;"></div></div>
Contest Totals	44		

Knob Noster School District R-VIII

Vote For 2

	TOTAL	VOTE %	
Paul "Hillsy" Hills	29	43.28%	<div style="width: 43.28%;"><div style="width: 43.28%;"></div></div>
Andrew Frencken	37	55.22%	<div style="width: 55.22%;"><div style="width: 55.22%;"></div></div>
Write-In Totals	1	1.49%	<div style="width: 1.49%;"><div style="width: 1.49%;"></div></div>
Total Votes Cast	67	100.00%	<div style="width: 100%;"><div style="width: 100%;"></div></div>
Contest Totals	116		

Absentee

Lone Jack C-6 School District of Jackson County Directors

Vote For 2

	TOTAL	VOTE %
Rebecca R Campbell	0	
Camille Lucito	0	
Daniel Danuser	0	
Write-In Totals	0	
Total Votes Cast	0	
Contest Totals	0	




Oak Grove R-VI School District of Jackson County Directors

Vote For 2

	TOTAL	VOTE %
James William Schlichting	0	
Tamara Dawn Kirk	0	
Jeremy Taylor	0	
Jamie Hackley	0	
Write-In Totals	0	
Total Votes Cast	0	
Contest Totals	0	



Concordia R-II School District of Johnson and Lafayette Counties Directors Concordia R-II

Vote For 2

	TOTAL	VOTE %
Steven Borgstadt	2	50.00% 
Tim Kirchhoff	2	50.00% 
Write-In Totals	0	0.00%
Total Votes Cast	4	100.00% 
Contest Totals	4	

Johnson County Fire Protection Dist. No. 2 Board of Director

Vote For 1

	TOTAL	VOTE %
Write-In Totals	14	100.00% 
Total Votes Cast	14	100.00% 
Contest Totals	51	

Community College District of Mid Missouri Trustee

Vote For 2

	TOTAL	VOTE %
Patty Wood	0	
Jeffrey Page	0	
Steve Bloess	0	
Write-In Totals	0	
Total Votes Cast	0	
Contest Totals	0	

Absentee

Johnson County Emergency Services Board Eastern District

Vote For 2

	TOTAL	VOTE %	
Melissa Frey	188	91.71%	<div style="width: 91.71%;"><div style="width: 91.71%;"></div></div>
Write-In Totals	17	8.29%	<div style="width: 8.29%;"><div style="width: 8.29%;"></div></div>
Total Votes Cast	205	100.00%	<div style="width: 100.00%;"><div style="width: 100.00%;"></div></div>
Contest Totals	436		

Johnson County Emergency Services Board Western District

Vote For 2

	TOTAL	VOTE %	
Darlene Buckstead	81	37.33%	<div style="width: 37.33%;"><div style="width: 37.33%;"></div></div>
Scott Ammon	55	25.35%	<div style="width: 25.35%;"><div style="width: 25.35%;"></div></div>
David Miller	78	35.94%	<div style="width: 35.94%;"><div style="width: 35.94%;"></div></div>
Write-In Totals	3	1.38%	<div style="width: 1.38%;"><div style="width: 1.38%;"></div></div>
Total Votes Cast	217	100.00%	<div style="width: 100.00%;"><div style="width: 100.00%;"></div></div>
Contest Totals	273		

City of Warrensburg Sales Tax Question

Vote For 1

	TOTAL	VOTE %	
YES	99	67.35%	<div style="width: 67.35%;"><div style="width: 67.35%;"></div></div>
NO	48	32.65%	<div style="width: 32.65%;"><div style="width: 32.65%;"></div></div>
Total Votes Cast	147	100.00%	<div style="width: 100.00%;"><div style="width: 100.00%;"></div></div>
Contest Totals	150		

City of Holden Bond Issue

Vote For 1

	TOTAL	VOTE %	
YES	8	66.67%	<div style="width: 66.67%;"><div style="width: 66.67%;"></div></div>
NO	4	33.33%	<div style="width: 33.33%;"><div style="width: 33.33%;"></div></div>
Total Votes Cast	12	100.00%	<div style="width: 100.00%;"><div style="width: 100.00%;"></div></div>
Contest Totals	12		

Holden R-III School District Proposition K.I.T.S.




Vote For 1

	TOTAL	VOTE %	
YES	33	54.10%	<div style="width: 54.10%;"><div style="width: 54.10%;"></div></div>
NO	28	45.90%	<div style="width: 45.90%;"><div style="width: 45.90%;"></div></div>
Total Votes Cast	61	100.00%	<div style="width: 100.00%;"><div style="width: 100.00%;"></div></div>
Contest Totals	62		

Absentee

Knob Noster R-VIII School District Proposition K

Vote For 1

	TOTAL	VOTE %
YES	14	23.73% 
NO	45	76.27% 
Total Votes Cast	59	100.00% 
Contest Totals	59	

Lone Jack C-6 School District Question

Vote For 1

	TOTAL	VOTE %
YES	0	
NO	0	
Total Votes Cast	0	
Contest Totals	0	




Oak Grove R-VI School District Proposition Panther

Vote For 1

	TOTAL	VOTE %
YES	0	
NO	0	
Total Votes Cast	0	
Contest Totals	0	

Concordia R-II School District Question

Vote For 1

	TOTAL	VOTE %
YES	2	100.00% 
NO	0	0.00% 
Total Votes Cast	2	100.00% 
Contest Totals	2	