

Election Summary Report
General Election
November 8, 2022

OFFICIAL RESULTS
as Certified by Canvas Team
Johnson County, Missouri

Statistics	TOTAL
Election Day Precincts Reporting	11 of 11
Precincts Complete	11 of 11
Precincts Partially Reported	11 of 11
Absentee/ Early Precincts Reporting	1 of 1
Registered Voters - Total	33,064
Ballots Cast - Total	15,780
Ballots Cast - Blank	1
Voter Turnout - Total	47.73%

Election Summary Report
 General Election
 November 8, 2022

OFFICIAL RESULTS
 as Certified by Canvas Team
 Johnson County, Missouri

U.S. Senator

Vote For 1

	TOTAL	VOTE %	
REP Eric Schmitt	10,019	63.87%	
DEM Trudy Busch Valentine	5,134	32.73%	
LIB Jonathan Dine	376	2.40%	
CST Paul Venable	143	0.91%	
Write-In Totals	14	0.09%	
Total Votes Cast	15,686	100.00%	
Precincts Reporting	11 of 11		

State Auditor

Vote For 1

	TOTAL	VOTE %	
REP Scott Fitzpatrick	10,793	69.05%	
DEM Alan Green	4,243	27.14%	
LIB John A. Hartwig, Jr.	590	3.77%	
Write-In Totals	5	0.03%	
Total Votes Cast	15,631	100.00%	
Precincts Reporting	11 of 11		

U.S. Representative Dist 4

Vote For 1

	TOTAL	VOTE %	
REP Mark Alford	10,849	69.50%	
DEM Jack Truman	4,229	27.09%	
LIB Randy Langkraehr	525	3.36%	
Write-In Totals	8	0.05%	
Total Votes Cast	15,611	100.00%	
Precincts Reporting	11 of 11		

State Representative Dist 54

Vote For 1

	TOTAL	VOTE %	
REP Dan Houx	9,475	97.61%	
Write-In Totals	232	2.39%	
Total Votes Cast	9,707	100.00%	
Precincts Reporting	8 of 8		

State Representative Dist 57

Vote For 1




	TOTAL	VOTE %	
REP Rodger L. Reedy	3,236	78.58%	
LIB William Truman (Bill) Wayne	869	21.10%	
Write-In Totals	13	0.32%	
Total Votes Cast	4,118	100.00%	
Precincts Reporting	7 of 7		

Election Summary Report
 General Election
 November 8, 2022

OFFICIAL RESULTS
 as Certified by Canvas Team
 Johnson County, Missouri


Circuit Judge

Vote For 1

	TOTAL	VOTE %	
REP Mike Wagner	13,228	98.33%	
Write-In Totals	225	1.67%	
Total Votes Cast	13,453	100.00%	
Precincts Reporting	11 of 11		

Associate Circuit Judge Probate

Vote For 1

	TOTAL	VOTE %	
REP Brent Teichman	13,215	98.28%	
Write-In Totals	231	1.72%	
Total Votes Cast	13,446	100.00%	
Precincts Reporting	11 of 11		





Associate Circuit Judge Associate

Vote For 1

	TOTAL	VOTE %	
REP Kaitlyn (Kati) Roach	13,212	98.38%	
Write-In Totals	217	1.62%	
Total Votes Cast	13,429	100.00%	
Precincts Reporting	11 of 11		




Presiding Commissioner/County Commission

Vote For 1

	TOTAL	VOTE %	
REP Troy A. Matthews	11,105	71.72%	
DEM Matt Swope	4,360	28.16%	
Write-In Totals	19	0.12%	
Total Votes Cast	15,484	100.00%	
Precincts Reporting	11 of 11		




County Clerk

Vote For 1

	TOTAL	VOTE %	
REP Diane Norcross Thompson	13,544	98.70%	
Write-In Totals	179	1.30%	
Total Votes Cast	13,723	100.00%	
Precincts Reporting	11 of 11		

Clerk of the Circuit Court

Vote For 1

	TOTAL	VOTE %	
REP Stephanie Elkins	13,493	98.73%	
Write-In Totals	173	1.27%	
Total Votes Cast	13,666	100.00%	
Precincts Reporting	11 of 11		

Election Summary Report
 General Election
 November 8, 2022

OFFICIAL RESULTS
 as Certified by Canvas Team
 Johnson County, Missouri

Recorder of Deeds

Vote For 1

	TOTAL	VOTE %	
REP Stormy Taylor	13,383	98.62%	
Write-In Totals	187	1.38%	
Total Votes Cast	13,570	100.00%	
Precincts Reporting	10 of 11		

Prosecuting Attorney

Vote For 1

	TOTAL	VOTE %	
REP Rob Russell	13,259	98.38%	
Write-In Totals	218	1.62%	
Total Votes Cast	13,477	100.00%	
Precincts Reporting	11 of 11		

County Auditor

Vote For 1

	TOTAL	VOTE %	
REP Chad Davis	13,429	98.63%	
Write-In Totals	186	1.37%	
Total Votes Cast	13,615	100.00%	
Precincts Reporting	11 of 11		

Collector of Revenue

Vote For 1

	TOTAL	VOTE %	
REP Laura Smith	13,465	98.81%	
Write-In Totals	162	1.19%	
Total Votes Cast	13,627	100.00%	
Precincts Reporting	11 of 11		

Retain Fischer

Vote For 1

	TOTAL	VOTE %	
Yes	10,439	73.94%	
No	3,680	26.06%	
Total Votes Cast	14,119	100.00%	
Precincts Reporting	11 of 11		

Retain Ransom

Vote For 1

	TOTAL	VOTE %	
Yes	10,481	74.71%	
No	3,547	25.29%	
Total Votes Cast	14,028	100.00%	
Precincts Reporting	11 of 11		

Election Summary Report
 General Election
 November 8, 2022

OFFICIAL RESULTS
 as Certified by Canvas Team
 Johnson County, Missouri

Retain Ahuja

Vote For 1

	TOTAL	VOTE %	
Yes	9,728	69.39%	
No	4,292	30.61%	
Total Votes Cast	14,020	100.00%	
Precincts Reporting	10 of 12		

Retain Mitchell

Vote For 1

	TOTAL	VOTE %	
Yes	10,116	72.30%	
No	3,876	27.70%	
Total Votes Cast	13,992	100.00%	
Precincts Reporting	11 of 11		

Retain Pfeiffer

Vote For 1

	TOTAL	VOTE %	
Yes	10,117	72.26%	
No	3,883	27.74%	
Total Votes Cast	14,000	100.00%	
Precincts Reporting	11 of 11		

Retain Thomson

Vote For 1

	TOTAL	VOTE %	
Yes	10,464	75.18%	
No	3,455	24.82%	
Total Votes Cast	13,919	100.00%	
Precincts Reporting	11 of 11		

Constitutional Amendment No. 1

Vote For 1

	TOTAL	VOTE %	
Yes	6,908	45.96%	
No	8,122	54.04%	
Total Votes Cast	15,030	100.00%	
Precincts Reporting	11 of 11		

Constitutional Amendment No. 3

Vote For 1




	TOTAL	VOTE %	
Yes	8,123	51.90%	
No	7,529	48.10%	
Total Votes Cast	15,652	100.00%	
Precincts Reporting	11 of 11		

Election Summary Report
 General Election
 November 8, 2022

OFFICIAL RESULTS
 as Certified by Canvas Team
 Johnson County, Missouri




Constitutional Amendment No. 4

Vote For 1

	TOTAL	VOTE %	
Yes	10,526	68.43%	
No	4,856	31.57%	
Total Votes Cast	15,382	100.00%	
Precincts Reporting	11 of 11		




Constitutional Amendment No. 5

Vote For 1

	TOTAL	VOTE %	
Yes	10,299	67.38%	
No	4,986	32.62%	
Total Votes Cast	15,285	100.00%	
Precincts Reporting	11 of 11		

Constitutional Convention Question

Vote For 1

	TOTAL	VOTE %	
Yes	4,900	33.03%	
No	9,936	66.97%	
Total Votes Cast	14,836	100.00%	
Precincts Reporting	11 of 11		

Johnson County Emergency Services Board

Vote For 1

	TOTAL	VOTE %	
Yes	9,891	63.86%	
No	5,597	36.14%	
Total Votes Cast	15,488	100.00%	
Precincts Reporting	11 of 11		