







Wbg SE1 / Montserrat

Statistics

	TOTAL
Registered Voters - Total	4,497
Ballots Cast - Total	1,852
Ballots Cast - Blank	0
Voter Turnout - Total	41.18%

U.S. Senator

Vote For 1

	TOTAL	VOTE %	
REP Eric Schmitt	1,120	60.84%	
DEM Trudy Busch Valentine	659	35.80%	
LIB Jonathan Dine	49	2.66%	
CST Paul Venable	11	0.60%	
Write-In Totals	2	0.11%	
Total Votes Cast	1,841	100.00%	

State Auditor

Vote For 1

	TOTAL	VOTE %	
REP Scott Fitzpatrick	1,207	65.63%	
DEM Alan Green	556	30.23%	
LIB John A. Hartwig, Jr.	75	4.08%	
Write-In Totals	1	0.05%	
Total Votes Cast	1,839	100.00%	

U.S. Representative Dist 4

Vote For 1

	TOTAL	VOTE %	
REP Mark Alford	1,196	65.39%	
DEM Jack Truman	560	30.62%	
LIB Randy Langkraehr	72	3.94%	
Write-In Totals - WYATT PARSONS ***	1	0.05%	
Total Votes Cast	1,829	100.00%	

ONLY ELIGIBLE WRITE-IN for THIS RACE ***

State Representative Dist 54

Vote For 1

	TOTAL	VOTE %	
REP Dan Houx	1,047	96.68%	
Write-In Totals	36	3.32%	
Total Votes Cast	1,083	100.00%	

State Representative Dist 57

Vote For 1

	TOTAL	VOTE %	
REP Rodger L. Reedy	428	79.70%	
LIB William Truman (Bill) Wayne	108	20.11%	
Write-In Totals	1	0.19%	
Total Votes Cast	537	100.00%	

Wbg SE1 / Montserrat

Circuit Judge

Vote For 1

	TOTAL	VOTE %	
REP Mike Wagner	1,532	97.95%	<div style="width: 97.95%;"></div>
Write-In Totals	32	2.05%	<div style="width: 2.05%;"></div>
Total Votes Cast	1,564	100.00%	<div style="width: 100.00%;"></div>

Associate Circuit Judge Probate

Vote For 1

	TOTAL	VOTE %	
REP Brent Teichman	1,541	97.84%	<div style="width: 97.84%;"></div>
Write-In Totals	34	2.16%	<div style="width: 2.16%;"></div>
Total Votes Cast	1,575	100.00%	<div style="width: 100.00%;"></div>

Associate Circuit Judge Associate

Vote For 1

	TOTAL	VOTE %	
REP Kaitlyn (Kati) Roach	1,538	98.02%	<div style="width: 98.02%;"></div>
Write-In Totals	31	1.98%	<div style="width: 1.98%;"></div>
Total Votes Cast	1,569	100.00%	<div style="width: 100.00%;"></div>

Presiding Commissioner/County Commission

Vote For 1

	TOTAL	VOTE %	
REP Troy A. Matthews	1,229	67.83%	<div style="width: 67.83%;"></div>
DEM Matt Swope	579	31.95%	<div style="width: 31.95%;"></div>
Write-In Totals	4	0.22%	<div style="width: 0.22%;"></div>
Total Votes Cast	1,812	100.00%	<div style="width: 100.00%;"></div>

County Clerk

Vote For 1

	TOTAL	VOTE %	
REP Diane Norcross Thompson	1,565	98.30%	<div style="width: 98.30%;"></div>
Write-In Totals	27	1.70%	<div style="width: 1.70%;"></div>
Total Votes Cast	1,592	100.00%	<div style="width: 100.00%;"></div>

Clerk of the Circuit Court

Vote For 1

	TOTAL	VOTE %	
REP Stephanie Elkins	1,564	98.68%	<div style="width: 98.68%;"></div>
Write-In Totals	21	1.32%	<div style="width: 1.32%;"></div>
Total Votes Cast	1,585	100.00%	<div style="width: 100.00%;"></div>

Recorder of Deeds

Vote For 1

	TOTAL	VOTE %	
REP Stormy Taylor	1,558	98.55%	<div style="width: 98.55%;"></div>
Write-In Totals	23	1.45%	<div style="width: 1.45%;"></div>
Total Votes Cast	1,581	100.00%	<div style="width: 100.00%;"></div>

Wbg SE1 / Montserrat

Prosecuting Attorney

Vote For 1

	TOTAL	VOTE %	
REP Rob Russell	1,538	97.78%	<div style="width: 97.78%;"></div>
Write-In Totals	35	2.22%	<div style="width: 2.22%;"></div>
Total Votes Cast	1,573	100.00%	<div style="width: 100.00%;"></div>

County Auditor

Vote For 1

	TOTAL	VOTE %	
REP Chad Davis	1,567	98.49%	<div style="width: 98.49%;"></div>
Write-In Totals	24	1.51%	<div style="width: 1.51%;"></div>
Total Votes Cast	1,591	100.00%	<div style="width: 100.00%;"></div>

Collector of Revenue

Vote For 1

	TOTAL	VOTE %	
REP Laura Smith	1,571	98.74%	<div style="width: 98.74%;"></div>
Write-In Totals	20	1.26%	<div style="width: 1.26%;"></div>
Total Votes Cast	1,591	100.00%	<div style="width: 100.00%;"></div>

Retain Fischer

Vote For 1

	TOTAL	VOTE %	
Yes	1,252	74.84%	<div style="width: 74.84%;"></div>
No	421	25.16%	<div style="width: 25.16%;"></div>
Total Votes Cast	1,673	100.00%	<div style="width: 100.00%;"></div>

Retain Ransom

Vote For 1

	TOTAL	VOTE %	
Yes	1,271	76.94%	<div style="width: 76.94%;"></div>
No	381	23.06%	<div style="width: 23.06%;"></div>
Total Votes Cast	1,652	100.00%	<div style="width: 100.00%;"></div>

Retain Ahuja

Vote For 1

	TOTAL	VOTE %	
Yes	1,186	72.14%	<div style="width: 72.14%;"></div>
No	458	27.86%	<div style="width: 27.86%;"></div>
Total Votes Cast	1,644	100.00%	<div style="width: 100.00%;"></div>

Retain Mitchell

Vote For 1

	TOTAL	VOTE %	
Yes	1,226	74.57%	<div style="width: 74.57%;"></div>
No	418	25.43%	<div style="width: 25.43%;"></div>
Total Votes Cast	1,644	100.00%	<div style="width: 100.00%;"></div>

Wbg SE1 / Montserrat

Retain Pfeiffer

Vote For 1

	TOTAL	VOTE %	
Yes	1,217	73.76%	<div style="width: 73.76%;"><div style="width: 73.76%;"></div></div>
No	433	26.24%	<div style="width: 26.24%;"><div style="width: 26.24%;"></div></div>
Total Votes Cast	1,650	100.00%	<div style="width: 100.00%;"><div style="width: 100.00%;"></div></div>

Retain Thomson

Vote For 1

	TOTAL	VOTE %	
Yes	1,259	76.86%	<div style="width: 76.86%;"><div style="width: 76.86%;"></div></div>
No	379	23.14%	<div style="width: 23.14%;"><div style="width: 23.14%;"></div></div>
Total Votes Cast	1,638	100.00%	<div style="width: 100.00%;"><div style="width: 100.00%;"></div></div>

Constitutional Amendment No. 1

Vote For 1

	TOTAL	VOTE %	
Yes	855	48.17%	<div style="width: 48.17%;"><div style="width: 48.17%;"></div></div>
No	920	51.83%	<div style="width: 51.83%;"><div style="width: 51.83%;"></div></div>
Total Votes Cast	1,775	100.00%	<div style="width: 100.00%;"><div style="width: 100.00%;"></div></div>

Constitutional Amendment No. 3

Vote For 1

	TOTAL	VOTE %	
Yes	1,003	54.48%	<div style="width: 54.48%;"><div style="width: 54.48%;"></div></div>
No	838	45.52%	<div style="width: 45.52%;"><div style="width: 45.52%;"></div></div>
Total Votes Cast	1,841	100.00%	<div style="width: 100.00%;"><div style="width: 100.00%;"></div></div>

Constitutional Amendment No. 4

Vote For 1

	TOTAL	VOTE %	
Yes	1,212	67.11%	<div style="width: 67.11%;"><div style="width: 67.11%;"></div></div>
No	594	32.89%	<div style="width: 32.89%;"><div style="width: 32.89%;"></div></div>
Total Votes Cast	1,806	100.00%	<div style="width: 100.00%;"><div style="width: 100.00%;"></div></div>

Constitutional Amendment No. 5

Vote For 1

	TOTAL	VOTE %	
Yes	1,197	66.35%	<div style="width: 66.35%;"><div style="width: 66.35%;"></div></div>
No	607	33.65%	<div style="width: 33.65%;"><div style="width: 33.65%;"></div></div>
Total Votes Cast	1,804	100.00%	<div style="width: 100.00%;"><div style="width: 100.00%;"></div></div>

Constitutional Convention Question




Vote For 1

	TOTAL	VOTE %	
Yes	582	33.66%	<div style="width: 33.66%;"><div style="width: 33.66%;"></div></div>
No	1,147	66.34%	<div style="width: 66.34%;"><div style="width: 66.34%;"></div></div>
Total Votes Cast	1,729	100.00%	<div style="width: 100.00%;"><div style="width: 100.00%;"></div></div>

Wbg SE1 / Montserrat

Johnson County Emergency Services Board

Vote For 1

	TOTAL	VOTE %	
Yes	1,137	62.51%	
No	682	37.49%	
Total Votes Cast	1,819	100.00%	

Wbg SE2 / NE

Statistics

TOTAL

Registered Voters - Total	5,634
Ballots Cast - Total	2,007
Ballots Cast - Blank	0
Voter Turnout - Total	35.62%

U.S. Senator

Vote For 1

	TOTAL	VOTE %	
REP Eric Schmitt	1,047	52.67%	<div style="width: 52.67%;"></div>
DEM Trudy Busch Valentine	852	42.86%	<div style="width: 42.86%;"></div>
LIB Jonathan Dine	72	3.62%	<div style="width: 3.62%;"></div>
CST Paul Venable	15	0.75%	<div style="width: 0.75%;"></div>
Write-In Totals	2	0.10%	<div style="width: 0.10%;"></div>
Total Votes Cast	1,988	100.00%	<div style="width: 100%;"></div>

State Auditor

Vote For 1

	TOTAL	VOTE %	
REP Scott Fitzpatrick	1,163	58.71%	<div style="width: 58.71%;"></div>
DEM Alan Green	727	36.70%	<div style="width: 36.70%;"></div>
LIB John A. Hartwig, Jr.	91	4.59%	<div style="width: 4.59%;"></div>
Write-In Totals	0	0.00%	<div style="width: 0.00%;"></div>
Total Votes Cast	1,981	100.00%	<div style="width: 100%;"></div>

U.S. Representative Dist 4

Vote For 1

	TOTAL	VOTE %	
REP Mark Alford	1,155	58.30%	<div style="width: 58.30%;"></div>
DEM Jack Truman	737	37.20%	<div style="width: 37.20%;"></div>
LIB Randy Langkraehr	87	4.39%	<div style="width: 4.39%;"></div>
Write-In Totals	2	0.10%	<div style="width: 0.10%;"></div>
Total Votes Cast	1,981	100.00%	<div style="width: 100%;"></div>

State Representative Dist 54

Vote For 1

	TOTAL	VOTE %	
REP Dan Houx	1,595	96.61%	<div style="width: 96.61%;"></div>
Write-In Totals	56	3.39%	<div style="width: 3.39%;"></div>
Total Votes Cast	1,651	100.00%	<div style="width: 100%;"></div>

Circuit Judge

Vote For 1

	TOTAL	VOTE %	
REP Mike Wagner	1,600	97.38%	<div style="width: 97.38%;"></div>
Write-In Totals	43	2.62%	<div style="width: 2.62%;"></div>
Total Votes Cast	1,643	100.00%	<div style="width: 100%;"></div>

Wbg SE2 / NE

Associate Circuit Judge Probate

Vote For 1

	TOTAL	VOTE %	
REP Brent Teichman	1,601	97.33%	<div style="width: 97.33%;"></div>
Write-In Totals	44	2.67%	<div style="width: 2.67%;"></div>
Total Votes Cast	1,645	100.00%	<div style="width: 100.00%;"></div>

Associate Circuit Judge Associate

Vote For 1

	TOTAL	VOTE %	
REP Kaitlyn (Kati) Roach	1,591	97.73%	<div style="width: 97.73%;"></div>
Write-In Totals	37	2.27%	<div style="width: 2.27%;"></div>
Total Votes Cast	1,628	100.00%	<div style="width: 100.00%;"></div>

Presiding Commissioner/County Commission

Vote For 1

	TOTAL	VOTE %	
REP Troy A. Matthews	1,193	60.77%	<div style="width: 60.77%;"></div>
DEM Matt Swope	769	39.17%	<div style="width: 39.17%;"></div>
Write-In Totals	1	0.05%	<div style="width: 0.05%;"></div>
Total Votes Cast	1,963	100.00%	<div style="width: 100.00%;"></div>

County Clerk

Vote For 1

	TOTAL	VOTE %	
REP Diane Norcross Thompson	1,639	98.20%	<div style="width: 98.20%;"></div>
Write-In Totals	30	1.80%	<div style="width: 1.80%;"></div>
Total Votes Cast	1,669	100.00%	<div style="width: 100.00%;"></div>

Clerk of the Circuit Court

Vote For 1

	TOTAL	VOTE %	
REP Stephanie Elkins	1,640	97.97%	<div style="width: 97.97%;"></div>
Write-In Totals	34	2.03%	<div style="width: 2.03%;"></div>
Total Votes Cast	1,674	100.00%	<div style="width: 100.00%;"></div>

Recorder of Deeds

Vote For 1

	TOTAL	VOTE %	
REP Stormy Taylor	1,625	98.01%	<div style="width: 98.01%;"></div>
Write-In Totals	33	1.99%	<div style="width: 1.99%;"></div>
Total Votes Cast	1,658	100.00%	<div style="width: 100.00%;"></div>

Prosecuting Attorney

Vote For 1

	TOTAL	VOTE %	
REP Rob Russell	1,599	97.68%	<div style="width: 97.68%;"></div>
Write-In Totals	38	2.32%	<div style="width: 2.32%;"></div>
Total Votes Cast	1,637	100.00%	<div style="width: 100.00%;"></div>

Wbg SE2 / NE

County Auditor

Vote For 1

	TOTAL	VOTE %	
REP Chad Davis	1,620	97.71%	
Write-In Totals	38	2.29%	
Total Votes Cast	1,658	100.00%	

Collector of Revenue

Vote For 1

	TOTAL	VOTE %	
REP Laura Smith	1,616	98.06%	
Write-In Totals	32	1.94%	
Total Votes Cast	1,648	100.00%	

Retain Fischer

Vote For 1

	TOTAL	VOTE %	
Yes	1,329	75.30%	
No	436	24.70%	
Total Votes Cast	1,765	100.00%	

Retain Ransom

Vote For 1

	TOTAL	VOTE %	
Yes	1,347	76.66%	
No	410	23.34%	
Total Votes Cast	1,757	100.00%	

Retain Ahuja

Vote For 1

	TOTAL	VOTE %	
Yes	1,303	73.91%	
No	460	26.09%	
Total Votes Cast	1,763	100.00%	

Retain Mitchell

Vote For 1

	TOTAL	VOTE %	
Yes	1,316	75.24%	
No	433	24.76%	
Total Votes Cast	1,749	100.00%	

Retain Pfeiffer

Vote For 1

	TOTAL	VOTE %	
Yes	1,304	74.64%	
No	443	25.36%	
Total Votes Cast	1,747	100.00%	

Wbg SE2 / NE

Retain Thomson

Vote For 1

	TOTAL	VOTE %	
Yes	1,344	77.51%	<div style="width: 77.51%;"><div style="width: 77.51%;"></div></div>
No	390	22.49%	<div style="width: 22.49%;"><div style="width: 22.49%;"></div></div>
Total Votes Cast	1,734	100.00%	<div style="width: 100.00%;"><div style="width: 100.00%;"></div></div>

Constitutional Amendment No. 1

Vote For 1

	TOTAL	VOTE %	
Yes	930	49.05%	<div style="width: 49.05%;"><div style="width: 49.05%;"></div></div>
No	966	50.95%	<div style="width: 50.95%;"><div style="width: 50.95%;"></div></div>
Total Votes Cast	1,896	100.00%	<div style="width: 100.00%;"><div style="width: 100.00%;"></div></div>

Constitutional Amendment No. 3

Vote For 1

	TOTAL	VOTE %	
Yes	1,210	60.71%	<div style="width: 60.71%;"><div style="width: 60.71%;"></div></div>
No	783	39.29%	<div style="width: 39.29%;"><div style="width: 39.29%;"></div></div>
Total Votes Cast	1,993	100.00%	<div style="width: 100.00%;"><div style="width: 100.00%;"></div></div>

Constitutional Amendment No. 4

Vote For 1

	TOTAL	VOTE %	
Yes	1,280	65.37%	<div style="width: 65.37%;"><div style="width: 65.37%;"></div></div>
No	678	34.63%	<div style="width: 34.63%;"><div style="width: 34.63%;"></div></div>
Total Votes Cast	1,958	100.00%	<div style="width: 100.00%;"><div style="width: 100.00%;"></div></div>

Constitutional Amendment No. 5

Vote For 1

	TOTAL	VOTE %	
Yes	1,233	63.72%	<div style="width: 63.72%;"><div style="width: 63.72%;"></div></div>
No	702	36.28%	<div style="width: 36.28%;"><div style="width: 36.28%;"></div></div>
Total Votes Cast	1,935	100.00%	<div style="width: 100.00%;"><div style="width: 100.00%;"></div></div>

Constitutional Convention Question

Vote For 1

	TOTAL	VOTE %	
Yes	695	36.89%	<div style="width: 36.89%;"><div style="width: 36.89%;"></div></div>
No	1,189	63.11%	<div style="width: 63.11%;"><div style="width: 63.11%;"></div></div>
Total Votes Cast	1,884	100.00%	<div style="width: 100.00%;"><div style="width: 100.00%;"></div></div>

Johnson County Emergency Services Board

Vote For 1

	TOTAL	VOTE %	
Yes	1,298	65.72%	<div style="width: 65.72%;"><div style="width: 65.72%;"></div></div>
No	677	34.28%	<div style="width: 34.28%;"><div style="width: 34.28%;"></div></div>
Total Votes Cast	1,975	100.00%	<div style="width: 100.00%;"><div style="width: 100.00%;"></div></div>

Wbg SW / NW

Statistics

TOTAL

Registered Voters - Total	4,395
Ballots Cast - Total	1,592
Ballots Cast - Blank	0
Voter Turnout - Total	36.22%

U.S. Senator

Vote For 1

	TOTAL	VOTE %	
REP Eric Schmitt	841	53.40%	
DEM Trudy Busch Valentine	669	42.48%	
LIB Jonathan Dine	46	2.92%	
CST Paul Venable	16	1.02%	
Write-In Totals	3	0.19%	
Total Votes Cast	1,575	100.00%	

State Auditor

Vote For 1

	TOTAL	VOTE %	
REP Scott Fitzpatrick	929	59.25%	
DEM Alan Green	562	35.84%	
LIB John A. Hartwig, Jr.	76	4.85%	
Write-In Totals	1	0.06%	
Total Votes Cast	1,568	100.00%	

U.S. Representative Dist 4

Vote For 1

	TOTAL	VOTE %	
REP Mark Alford	934	59.60%	
DEM Jack Truman	558	35.61%	
LIB Randy Langkraehr	73	4.66%	
Write-In Totals	2	0.13%	
Total Votes Cast	1,567	100.00%	

State Representative Dist 54

Vote For 1

	TOTAL	VOTE %	
REP Dan Houx	1,272	96.66%	
Write-In Totals	44	3.34%	
Total Votes Cast	1,316	100.00%	

Circuit Judge

Vote For 1

	TOTAL	VOTE %	
REP Mike Wagner	1,288	97.43%	
Write-In Totals	34	2.57%	
Total Votes Cast	1,322	100.00%	

Wbg SW / NW

Associate Circuit Judge Probate

Vote For 1

	TOTAL	VOTE %	
REP Brent Teichman	1,290	97.43%	<div style="width: 97.43%;"></div>
Write-In Totals	34	2.57%	<div style="width: 2.57%;"></div>
Total Votes Cast	1,324	100.00%	<div style="width: 100.00%;"></div>

Associate Circuit Judge Associate

Vote For 1

	TOTAL	VOTE %	
REP Kaitlyn (Kati) Roach	1,286	97.20%	<div style="width: 97.20%;"></div>
Write-In Totals	37	2.80%	<div style="width: 2.80%;"></div>
Total Votes Cast	1,323	100.00%	<div style="width: 100.00%;"></div>

Presiding Commissioner/County Commission

Vote For 1

	TOTAL	VOTE %	
REP Troy A. Matthews	998	64.10%	<div style="width: 64.10%;"></div>
DEM Matt Swope	557	35.77%	<div style="width: 35.77%;"></div>
Write-In Totals	2	0.13%	<div style="width: 0.13%;"></div>
Total Votes Cast	1,557	100.00%	<div style="width: 100.00%;"></div>

County Clerk

Vote For 1

	TOTAL	VOTE %	
REP Diane Norcross Thompson	1,318	98.07%	<div style="width: 98.07%;"></div>
Write-In Totals	26	1.93%	<div style="width: 1.93%;"></div>
Total Votes Cast	1,344	100.00%	<div style="width: 100.00%;"></div>

Clerk of the Circuit Court

Vote For 1

	TOTAL	VOTE %	
REP Stephanie Elkins	1,309	98.27%	<div style="width: 98.27%;"></div>
Write-In Totals	23	1.73%	<div style="width: 1.73%;"></div>
Total Votes Cast	1,332	100.00%	<div style="width: 100.00%;"></div>

Recorder of Deeds

Vote For 1

	TOTAL	VOTE %	
REP Stormy Taylor	1,289	97.80%	<div style="width: 97.80%;"></div>
Write-In Totals	29	2.20%	<div style="width: 2.20%;"></div>
Total Votes Cast	1,318	100.00%	<div style="width: 100.00%;"></div>

Prosecuting Attorney

Vote For 1

	TOTAL	VOTE %	
REP Rob Russell	1,282	97.49%	<div style="width: 97.49%;"></div>
Write-In Totals	33	2.51%	<div style="width: 2.51%;"></div>
Total Votes Cast	1,315	100.00%	<div style="width: 100.00%;"></div>

Wbg SW / NW

County Auditor

Vote For 1

	TOTAL	VOTE %	
REP Chad Davis	1,290	98.02%	<div style="width: 98.02%;"><div style="width: 98.02%;"></div></div>
Write-In Totals	26	1.98%	<div style="width: 1.98%;"><div style="width: 1.98%;"></div></div>
Total Votes Cast	1,316	100.00%	<div style="width: 100.00%;"><div style="width: 100.00%;"></div></div>

Collector of Revenue

Vote For 1

	TOTAL	VOTE %	
REP Laura Smith	1,299	98.04%	<div style="width: 98.04%;"><div style="width: 98.04%;"></div></div>
Write-In Totals	26	1.96%	<div style="width: 1.96%;"><div style="width: 1.96%;"></div></div>
Total Votes Cast	1,325	100.00%	<div style="width: 100.00%;"><div style="width: 100.00%;"></div></div>

Retain Fischer

Vote For 1

	TOTAL	VOTE %	
Yes	1,029	72.82%	<div style="width: 72.82%;"><div style="width: 72.82%;"></div></div>
No	384	27.18%	<div style="width: 27.18%;"><div style="width: 27.18%;"></div></div>
Total Votes Cast	1,413	100.00%	<div style="width: 100.00%;"><div style="width: 100.00%;"></div></div>

Retain Ransom

Vote For 1

	TOTAL	VOTE %	
Yes	1,043	74.55%	<div style="width: 74.55%;"><div style="width: 74.55%;"></div></div>
No	356	25.45%	<div style="width: 25.45%;"><div style="width: 25.45%;"></div></div>
Total Votes Cast	1,399	100.00%	<div style="width: 100.00%;"><div style="width: 100.00%;"></div></div>

Retain Ahuja

Vote For 1

	TOTAL	VOTE %	
Yes	998	71.54%	<div style="width: 71.54%;"><div style="width: 71.54%;"></div></div>
No	397	28.46%	<div style="width: 28.46%;"><div style="width: 28.46%;"></div></div>
Total Votes Cast	1,395	100.00%	<div style="width: 100.00%;"><div style="width: 100.00%;"></div></div>

Retain Mitchell

Vote For 1

	TOTAL	VOTE %	
Yes	1,014	72.74%	<div style="width: 72.74%;"><div style="width: 72.74%;"></div></div>
No	380	27.26%	<div style="width: 27.26%;"><div style="width: 27.26%;"></div></div>
Total Votes Cast	1,394	100.00%	<div style="width: 100.00%;"><div style="width: 100.00%;"></div></div>

Retain Pfeiffer

Vote For 1

	TOTAL	VOTE %	
Yes	998	71.64%	<div style="width: 71.64%;"><div style="width: 71.64%;"></div></div>
No	395	28.36%	<div style="width: 28.36%;"><div style="width: 28.36%;"></div></div>
Total Votes Cast	1,393	100.00%	<div style="width: 100.00%;"><div style="width: 100.00%;"></div></div>

Wbg SW / NW

Retain Thomson

Vote For 1

	TOTAL	VOTE %	
Yes	1,022	73.95%	<div style="width: 73.95%;"><div style="width: 73.95%;"></div></div>
No	360	26.05%	<div style="width: 26.05%;"><div style="width: 26.05%;"></div></div>
Total Votes Cast	1,382	100.00%	<div style="width: 100%;"><div style="width: 100%;"></div></div>

Constitutional Amendment No. 1

Vote For 1

	TOTAL	VOTE %	
Yes	729	47.96%	<div style="width: 47.96%;"><div style="width: 47.96%;"></div></div>
No	791	52.04%	<div style="width: 52.04%;"><div style="width: 52.04%;"></div></div>
Total Votes Cast	1,520	100.00%	<div style="width: 100%;"><div style="width: 100%;"></div></div>

Constitutional Amendment No. 3

Vote For 1

	TOTAL	VOTE %	
Yes	919	57.98%	<div style="width: 57.98%;"><div style="width: 57.98%;"></div></div>
No	666	42.02%	<div style="width: 42.02%;"><div style="width: 42.02%;"></div></div>
Total Votes Cast	1,585	100.00%	<div style="width: 100%;"><div style="width: 100%;"></div></div>

Constitutional Amendment No. 4

Vote For 1

	TOTAL	VOTE %	
Yes	970	62.14%	<div style="width: 62.14%;"><div style="width: 62.14%;"></div></div>
No	591	37.86%	<div style="width: 37.86%;"><div style="width: 37.86%;"></div></div>
Total Votes Cast	1,561	100.00%	<div style="width: 100%;"><div style="width: 100%;"></div></div>

Constitutional Amendment No. 5

Vote For 1

	TOTAL	VOTE %	
Yes	983	63.58%	<div style="width: 63.58%;"><div style="width: 63.58%;"></div></div>
No	563	36.42%	<div style="width: 36.42%;"><div style="width: 36.42%;"></div></div>
Total Votes Cast	1,546	100.00%	<div style="width: 100%;"><div style="width: 100%;"></div></div>

Constitutional Convention Question

Vote For 1

	TOTAL	VOTE %	
Yes	527	34.63%	<div style="width: 34.63%;"><div style="width: 34.63%;"></div></div>
No	995	65.37%	<div style="width: 65.37%;"><div style="width: 65.37%;"></div></div>
Total Votes Cast	1,522	100.00%	<div style="width: 100%;"><div style="width: 100%;"></div></div>

Johnson County Emergency Services Board

Vote For 1







	TOTAL	VOTE %	
Yes	1,019	64.78%	<div style="width: 64.78%;"><div style="width: 64.78%;"></div></div>
No	554	35.22%	<div style="width: 35.22%;"><div style="width: 35.22%;"></div></div>
Total Votes Cast	1,573	100.00%	<div style="width: 100%;"><div style="width: 100%;"></div></div>

N S Hldn / Kng / RH

Statistics	TOTAL
Registered Voters - Total	4,194
Ballots Cast - Total	1,945
Ballots Cast - Blank	0
Voter Turnout - Total	46.38%






U.S. Senator

Vote For 1

	TOTAL	VOTE %	
REP Eric Schmitt	1,440	74.34%	
DEM Trudy Busch Valentine	441	22.77%	
LIB Jonathan Dine	39	2.01%	
CST Paul Venable	16	0.83%	
Write-In Totals	1	0.05%	
Total Votes Cast	1,937	100.00%	






State Auditor

Vote For 1

	TOTAL	VOTE %	
REP Scott Fitzpatrick	1,543	80.11%	
DEM Alan Green	324	16.82%	
LIB John A. Hartwig, Jr.	58	3.01%	
Write-In Totals	1	0.05%	
Total Votes Cast	1,926	100.00%	



U.S. Representative Dist 4

Vote For 1

	TOTAL	VOTE %	
REP Mark Alford	1,561	80.92%	
DEM Jack Truman	328	17.00%	
LIB Randy Langkraehr	40	2.07%	
Write-In Totals	0	0.00%	
Total Votes Cast	1,929	100.00%	

State Representative Dist 54

Vote For 1

	TOTAL	VOTE %	
REP Dan Houx	890	98.45%	
Write-In Totals	14	1.55%	
Total Votes Cast	904	100.00%	

State Representative Dist 57

Vote For 1

	TOTAL	VOTE %	
REP Rodger L. Reedy	768	83.12%	
LIB William Truman (Bill) Wayne	155	16.77%	
Write-In Totals	1	0.11%	
Total Votes Cast	924	100.00%	

N S Hldn / Kng / RH

Circuit Judge

Vote For 1

	TOTAL	VOTE %	
REP Mike Wagner	1,744	98.87%	<div style="width: 98.87%;"></div>
Write-In Totals	20	1.13%	<div style="width: 1.13%;"></div>
Total Votes Cast	1,764	100.00%	<div style="width: 100.00%;"></div>

Associate Circuit Judge Probate

Vote For 1

	TOTAL	VOTE %	
REP Brent Teichman	1,730	98.74%	<div style="width: 98.74%;"></div>
Write-In Totals	22	1.26%	<div style="width: 1.26%;"></div>
Total Votes Cast	1,752	100.00%	<div style="width: 100.00%;"></div>

Associate Circuit Judge Associate

Vote For 1

	TOTAL	VOTE %	
REP Kaitlyn (Kati) Roach	1,736	98.92%	<div style="width: 98.92%;"></div>
Write-In Totals	19	1.08%	<div style="width: 1.08%;"></div>
Total Votes Cast	1,755	100.00%	<div style="width: 100.00%;"></div>

Presiding Commissioner/County Commission

Vote For 1

	TOTAL	VOTE %	
REP Troy A. Matthews	1,539	80.24%	<div style="width: 80.24%;"></div>
DEM Matt Swope	375	19.55%	<div style="width: 19.55%;"></div>
Write-In Totals	4	0.21%	<div style="width: 0.21%;"></div>
Total Votes Cast	1,918	100.00%	<div style="width: 100.00%;"></div>

County Clerk

Vote For 1

	TOTAL	VOTE %	
REP Diane Norcross Thompson	1,765	98.99%	<div style="width: 98.99%;"></div>
Write-In Totals	18	1.01%	<div style="width: 1.01%;"></div>
Total Votes Cast	1,783	100.00%	<div style="width: 100.00%;"></div>

Clerk of the Circuit Court

Vote For 1

	TOTAL	VOTE %	
REP Stephanie Elkins	1,784	99.06%	<div style="width: 99.06%;"></div>
Write-In Totals	17	0.94%	<div style="width: 0.94%;"></div>
Total Votes Cast	1,801	100.00%	<div style="width: 100.00%;"></div>

Recorder of Deeds

Vote For 1

	TOTAL	VOTE %	
REP Stormy Taylor	1,761	98.93%	<div style="width: 98.93%;"></div>
Write-In Totals	19	1.07%	<div style="width: 1.07%;"></div>
Total Votes Cast	1,780	100.00%	<div style="width: 100.00%;"></div>

N S Hldn / Kng / RH

Prosecuting Attorney

Vote For 1

	TOTAL	VOTE %	
REP Rob Russell	1,739	98.98%	<div style="width: 98.98%;"><div style="width: 98.98%;"></div></div>
Write-In Totals	18	1.02%	<div style="width: 1.02%;"><div style="width: 1.02%;"></div></div>
Total Votes Cast	1,757	100.00%	<div style="width: 100.00%;"><div style="width: 100.00%;"></div></div>

County Auditor

Vote For 1

	TOTAL	VOTE %	
REP Chad Davis	1,749	98.93%	<div style="width: 98.93%;"><div style="width: 98.93%;"></div></div>
Write-In Totals	19	1.07%	<div style="width: 1.07%;"><div style="width: 1.07%;"></div></div>
Total Votes Cast	1,768	100.00%	<div style="width: 100.00%;"><div style="width: 100.00%;"></div></div>

Collector of Revenue

Vote For 1

	TOTAL	VOTE %	
REP Laura Smith	1,769	99.21%	<div style="width: 99.21%;"><div style="width: 99.21%;"></div></div>
Write-In Totals	14	0.79%	<div style="width: 0.79%;"><div style="width: 0.79%;"></div></div>
Total Votes Cast	1,783	100.00%	<div style="width: 100.00%;"><div style="width: 100.00%;"></div></div>

Retain Fischer

Vote For 1

	TOTAL	VOTE %	
Yes	1,260	71.67%	<div style="width: 71.67%;"><div style="width: 71.67%;"></div></div>
No	498	28.33%	<div style="width: 28.33%;"><div style="width: 28.33%;"></div></div>
Total Votes Cast	1,758	100.00%	<div style="width: 100.00%;"><div style="width: 100.00%;"></div></div>

Retain Ransom

Vote For 1

	TOTAL	VOTE %	
Yes	1,265	72.58%	<div style="width: 72.58%;"><div style="width: 72.58%;"></div></div>
No	478	27.42%	<div style="width: 27.42%;"><div style="width: 27.42%;"></div></div>
Total Votes Cast	1,743	100.00%	<div style="width: 100.00%;"><div style="width: 100.00%;"></div></div>

Retain Ahuja

Vote For 1

	TOTAL	VOTE %	
Yes	1,129	64.51%	<div style="width: 64.51%;"><div style="width: 64.51%;"></div></div>
No	621	35.49%	<div style="width: 35.49%;"><div style="width: 35.49%;"></div></div>
Total Votes Cast	1,750	100.00%	<div style="width: 100.00%;"><div style="width: 100.00%;"></div></div>

Retain Mitchell

Vote For 1

	TOTAL	VOTE %	
Yes	1,212	69.42%	<div style="width: 69.42%;"><div style="width: 69.42%;"></div></div>
No	534	30.58%	<div style="width: 30.58%;"><div style="width: 30.58%;"></div></div>
Total Votes Cast	1,746	100.00%	<div style="width: 100.00%;"><div style="width: 100.00%;"></div></div>

N S Hldn / Kng / RH

Retain Pfeiffer

Vote For 1

	TOTAL	VOTE %	
Yes	1,240	70.82%	<div style="width: 70.82%;"><div style="width: 70.82%;"></div></div>
No	511	29.18%	<div style="width: 29.18%;"><div style="width: 29.18%;"></div></div>
Total Votes Cast	1,751	100.00%	<div style="width: 100%;"><div style="width: 100%;"></div></div>

Retain Thomson

Vote For 1

	TOTAL	VOTE %	
Yes	1,268	72.83%	<div style="width: 72.83%;"><div style="width: 72.83%;"></div></div>
No	473	27.17%	<div style="width: 27.17%;"><div style="width: 27.17%;"></div></div>
Total Votes Cast	1,741	100.00%	<div style="width: 100%;"><div style="width: 100%;"></div></div>

Constitutional Amendment No. 1

Vote For 1

	TOTAL	VOTE %	
Yes	747	40.16%	<div style="width: 40.16%;"><div style="width: 40.16%;"></div></div>
No	1,113	59.84%	<div style="width: 59.84%;"><div style="width: 59.84%;"></div></div>
Total Votes Cast	1,860	100.00%	<div style="width: 100%;"><div style="width: 100%;"></div></div>

Constitutional Amendment No. 3

Vote For 1

	TOTAL	VOTE %	
Yes	938	48.70%	<div style="width: 48.70%;"><div style="width: 48.70%;"></div></div>
No	988	51.30%	<div style="width: 51.30%;"><div style="width: 51.30%;"></div></div>
Total Votes Cast	1,926	100.00%	<div style="width: 100%;"><div style="width: 100%;"></div></div>

Constitutional Amendment No. 4

Vote For 1

	TOTAL	VOTE %	
Yes	1,311	69.33%	<div style="width: 69.33%;"><div style="width: 69.33%;"></div></div>
No	580	30.67%	<div style="width: 30.67%;"><div style="width: 30.67%;"></div></div>
Total Votes Cast	1,891	100.00%	<div style="width: 100%;"><div style="width: 100%;"></div></div>

Constitutional Amendment No. 5

Vote For 1

	TOTAL	VOTE %	
Yes	1,326	70.31%	<div style="width: 70.31%;"><div style="width: 70.31%;"></div></div>
No	560	29.69%	<div style="width: 29.69%;"><div style="width: 29.69%;"></div></div>
Total Votes Cast	1,886	100.00%	<div style="width: 100%;"><div style="width: 100%;"></div></div>

Constitutional Convention Question




Vote For 1

	TOTAL	VOTE %	
Yes	589	32.15%	<div style="width: 32.15%;"><div style="width: 32.15%;"></div></div>
No	1,243	67.85%	<div style="width: 67.85%;"><div style="width: 67.85%;"></div></div>
Total Votes Cast	1,832	100.00%	<div style="width: 100%;"><div style="width: 100%;"></div></div>

N S Hldn / Kng / RH

Johnson County Emergency Services Board

Vote For 1

	TOTAL	VOTE %	
Yes	1,123	59.01%	
No	780	40.99%	
Total Votes Cast	1,903	100.00%	

Knob Noster / Lowland

Statistics

TOTAL

Registered Voters - Total	3,975
Ballots Cast - Total	1,405
Ballots Cast - Blank	0
Voter Turnout - Total	35.35%

U.S. Senator

Vote For 1

	TOTAL	VOTE %	
REP Eric Schmitt	983	70.26%	
DEM Trudy Busch Valentine	364	26.02%	
LIB Jonathan Dine	34	2.43%	
CST Paul Venable	17	1.22%	
Write-In Totals	1	0.07%	
Total Votes Cast	1,399	100.00%	

State Auditor

Vote For 1

	TOTAL	VOTE %	
REP Scott Fitzpatrick	1,031	74.01%	
DEM Alan Green	310	22.25%	
LIB John A. Hartwig, Jr.	51	3.66%	
Write-In Totals	1	0.07%	
Total Votes Cast	1,393	100.00%	

U.S. Representative Dist 4

Vote For 1

	TOTAL	VOTE %	
REP Mark Alford	1,032	74.03%	
DEM Jack Truman	307	22.02%	
LIB Randy Langkraehr	55	3.95%	
Write-In Totals	0	0.00%	
Total Votes Cast	1,394	100.00%	

State Representative Dist 54

Vote For 1

	TOTAL	VOTE %	
REP Dan Houx	216	97.74%	
Write-In Totals	5	2.26%	
Total Votes Cast	221	100.00%	

State Representative Dist 57

Vote For 1

	TOTAL	VOTE %	
REP Rodger L. Reedy	864	76.87%	
LIB William Truman (Bill) Wayne	255	22.69%	
Write-In Totals	5	0.44%	
Total Votes Cast	1,124	100.00%	

Knob Noster / Lowland

Circuit Judge

Vote For 1

	TOTAL	VOTE %	
REP Mike Wagner	1,236	98.17%	<div style="width: 98.17%;"></div>
Write-In Totals	23	1.83%	<div style="width: 1.83%;"></div>
Total Votes Cast	1,259	100.00%	<div style="width: 100.00%;"></div>

Associate Circuit Judge Probate

Vote For 1

	TOTAL	VOTE %	
REP Brent Teichman	1,229	98.40%	<div style="width: 98.40%;"></div>
Write-In Totals	20	1.60%	<div style="width: 1.60%;"></div>
Total Votes Cast	1,249	100.00%	<div style="width: 100.00%;"></div>

Associate Circuit Judge Associate

Vote For 1

	TOTAL	VOTE %	
REP Kaitlyn (Kati) Roach	1,237	98.33%	<div style="width: 98.33%;"></div>
Write-In Totals	21	1.67%	<div style="width: 1.67%;"></div>
Total Votes Cast	1,258	100.00%	<div style="width: 100.00%;"></div>

Presiding Commissioner/County Commission

Vote For 1

	TOTAL	VOTE %	
REP Troy A. Matthews	1,051	75.72%	<div style="width: 75.72%;"></div>
DEM Matt Swope	335	24.14%	<div style="width: 24.14%;"></div>
Write-In Totals	2	0.14%	<div style="width: 0.14%;"></div>
Total Votes Cast	1,388	100.00%	<div style="width: 100.00%;"></div>

County Clerk

Vote For 1

	TOTAL	VOTE %	
REP Diane Norcross Thompson	1,259	98.59%	<div style="width: 98.59%;"></div>
Write-In Totals	18	1.41%	<div style="width: 1.41%;"></div>
Total Votes Cast	1,277	100.00%	<div style="width: 100.00%;"></div>

Clerk of the Circuit Court

Vote For 1

	TOTAL	VOTE %	
REP Stephanie Elkins	1,250	98.50%	<div style="width: 98.50%;"></div>
Write-In Totals	19	1.50%	<div style="width: 1.50%;"></div>
Total Votes Cast	1,269	100.00%	<div style="width: 100.00%;"></div>

Recorder of Deeds

Vote For 1

	TOTAL	VOTE %	
REP Stormy Taylor	1,252	98.51%	<div style="width: 98.51%;"></div>
Write-In Totals	19	1.49%	<div style="width: 1.49%;"></div>
Total Votes Cast	1,271	100.00%	<div style="width: 100.00%;"></div>

Knob Noster / Lowland

Prosecuting Attorney

Vote For 1

	TOTAL	VOTE %	
REP Rob Russell	1,235	98.25%	<div style="width: 98.25%;"></div>
Write-In Totals	22	1.75%	<div style="width: 1.75%;"></div>
Total Votes Cast	1,257	100.00%	<div style="width: 100.00%;"></div>

County Auditor

Vote For 1

	TOTAL	VOTE %	
REP Chad Davis	1,252	98.82%	<div style="width: 98.82%;"></div>
Write-In Totals	15	1.18%	<div style="width: 1.18%;"></div>
Total Votes Cast	1,267	100.00%	<div style="width: 100.00%;"></div>

Collector of Revenue

Vote For 1

	TOTAL	VOTE %	
REP Laura Smith	1,249	98.89%	<div style="width: 98.89%;"></div>
Write-In Totals	14	1.11%	<div style="width: 1.11%;"></div>
Total Votes Cast	1,263	100.00%	<div style="width: 100.00%;"></div>

Retain Fischer

Vote For 1

	TOTAL	VOTE %	
Yes	1,012	77.85%	<div style="width: 77.85%;"></div>
No	288	22.15%	<div style="width: 22.15%;"></div>
Total Votes Cast	1,300	100.00%	<div style="width: 100.00%;"></div>

Retain Ransom

Vote For 1

	TOTAL	VOTE %	
Yes	1,002	77.26%	<div style="width: 77.26%;"></div>
No	295	22.74%	<div style="width: 22.74%;"></div>
Total Votes Cast	1,297	100.00%	<div style="width: 100.00%;"></div>

Retain Ahuja

Vote For 1

	TOTAL	VOTE %	
Yes	951	73.49%	<div style="width: 73.49%;"></div>
No	343	26.51%	<div style="width: 26.51%;"></div>
Total Votes Cast	1,294	100.00%	<div style="width: 100.00%;"></div>

Retain Mitchell

Vote For 1

	TOTAL	VOTE %	
Yes	973	75.37%	<div style="width: 75.37%;"></div>
No	318	24.63%	<div style="width: 24.63%;"></div>
Total Votes Cast	1,291	100.00%	<div style="width: 100.00%;"></div>

Knob Noster / Lowland

Retain Pfeiffer

Vote For 1

	TOTAL	VOTE %	
Yes	980	75.79%	<div style="width: 75.79%;"><div style="width: 75.79%;"></div></div>
No	313	24.21%	<div style="width: 24.21%;"><div style="width: 24.21%;"></div></div>
Total Votes Cast	1,293	100.00%	<div style="width: 100%;"><div style="width: 100%;"></div></div>

Retain Thomson

Vote For 1

	TOTAL	VOTE %	
Yes	991	77.00%	<div style="width: 77.00%;"><div style="width: 77.00%;"></div></div>
No	296	23.00%	<div style="width: 23.00%;"><div style="width: 23.00%;"></div></div>
Total Votes Cast	1,287	100.00%	<div style="width: 100%;"><div style="width: 100%;"></div></div>

Constitutional Amendment No. 1

Vote For 1

	TOTAL	VOTE %	
Yes	630	46.56%	<div style="width: 46.56%;"><div style="width: 46.56%;"></div></div>
No	723	53.44%	<div style="width: 53.44%;"><div style="width: 53.44%;"></div></div>
Total Votes Cast	1,353	100.00%	<div style="width: 100%;"><div style="width: 100%;"></div></div>

Constitutional Amendment No. 3

Vote For 1

	TOTAL	VOTE %	
Yes	685	49.14%	<div style="width: 49.14%;"><div style="width: 49.14%;"></div></div>
No	709	50.86%	<div style="width: 50.86%;"><div style="width: 50.86%;"></div></div>
Total Votes Cast	1,394	100.00%	<div style="width: 100%;"><div style="width: 100%;"></div></div>

Constitutional Amendment No. 4

Vote For 1

	TOTAL	VOTE %	
Yes	975	71.17%	<div style="width: 71.17%;"><div style="width: 71.17%;"></div></div>
No	395	28.83%	<div style="width: 28.83%;"><div style="width: 28.83%;"></div></div>
Total Votes Cast	1,370	100.00%	<div style="width: 100%;"><div style="width: 100%;"></div></div>

Constitutional Amendment No. 5

Vote For 1

	TOTAL	VOTE %	
Yes	971	70.46%	<div style="width: 70.46%;"><div style="width: 70.46%;"></div></div>
No	407	29.54%	<div style="width: 29.54%;"><div style="width: 29.54%;"></div></div>
Total Votes Cast	1,378	100.00%	<div style="width: 100%;"><div style="width: 100%;"></div></div>

Constitutional Convention Question




Vote For 1

	TOTAL	VOTE %	
Yes	485	36.44%	<div style="width: 36.44%;"><div style="width: 36.44%;"></div></div>
No	846	63.56%	<div style="width: 63.56%;"><div style="width: 63.56%;"></div></div>
Total Votes Cast	1,331	100.00%	<div style="width: 100%;"><div style="width: 100%;"></div></div>

Knob Noster / Lowland

Johnson County Emergency Services Board

Vote For 1

	TOTAL	VOTE %	
Yes	941	67.75%	
No	448	32.25%	
Total Votes Cast	1,389	100.00%	

Centerview / Columbus

Statistics

	TOTAL
Registered Voters - Total	2,031
Ballots Cast - Total	1,012
Ballots Cast - Blank	0
Voter Turnout - Total	49.83%

U.S. Senator

Vote For 1

	TOTAL	VOTE %	
REP Eric Schmitt	716	70.89%	<div style="width: 70.89%;"></div>
DEM Trudy Busch Valentine	260	25.74%	<div style="width: 25.74%;"></div>
LIB Jonathan Dine	22	2.18%	<div style="width: 2.18%;"></div>
CST Paul Venable	11	1.09%	<div style="width: 1.09%;"></div>
Write-In Totals	1	0.10%	<div style="width: 0.10%;"></div>
Total Votes Cast	1,010	100.00%	<div style="width: 100%;"></div>

State Auditor

Vote For 1

	TOTAL	VOTE %	
REP Scott Fitzpatrick	757	74.95%	<div style="width: 74.95%;"></div>
DEM Alan Green	206	20.40%	<div style="width: 20.40%;"></div>
LIB John A. Hartwig, Jr.	47	4.65%	<div style="width: 4.65%;"></div>
Write-In Totals	0	0.00%	<div style="width: 0.00%;"></div>
Total Votes Cast	1,010	100.00%	<div style="width: 100%;"></div>

U.S. Representative Dist 4

Vote For 1

	TOTAL	VOTE %	
REP Mark Alford	779	77.21%	<div style="width: 77.21%;"></div>
DEM Jack Truman	199	19.72%	<div style="width: 19.72%;"></div>
LIB Randy Langkraehr	30	2.97%	<div style="width: 2.97%;"></div>
Write-In Totals	1	0.10%	<div style="width: 0.10%;"></div>
Total Votes Cast	1,009	100.00%	<div style="width: 100%;"></div>

State Representative Dist 54

Vote For 1

	TOTAL	VOTE %	
REP Dan Houx	898	98.57%	<div style="width: 98.57%;"></div>
Write-In Totals	13	1.43%	<div style="width: 1.43%;"></div>
Total Votes Cast	911	100.00%	<div style="width: 100%;"></div>

Circuit Judge

Vote For 1

	TOTAL	VOTE %	
REP Mike Wagner	890	98.78%	<div style="width: 98.78%;"></div>
Write-In Totals	11	1.22%	<div style="width: 1.22%;"></div>
Total Votes Cast	901	100.00%	<div style="width: 100%;"></div>

Centerview / Columbus

Associate Circuit Judge Probate

Vote For 1

	TOTAL	VOTE %	
REP Brent Teichman	887	98.34%	<div style="width: 98.34%;"></div>
Write-In Totals	15	1.66%	<div style="width: 1.66%;"></div>
Total Votes Cast	902	100.00%	<div style="width: 100.00%;"></div>

Associate Circuit Judge Associate

Vote For 1

	TOTAL	VOTE %	
REP Kaitlyn (Kati) Roach	882	98.55%	<div style="width: 98.55%;"></div>
Write-In Totals	13	1.45%	<div style="width: 1.45%;"></div>
Total Votes Cast	895	100.00%	<div style="width: 100.00%;"></div>

Presiding Commissioner/County Commission

Vote For 1

	TOTAL	VOTE %	
REP Troy A. Matthews	787	78.62%	<div style="width: 78.62%;"></div>
DEM Matt Swope	211	21.08%	<div style="width: 21.08%;"></div>
Write-In Totals	3	0.30%	<div style="width: 0.30%;"></div>
Total Votes Cast	1,001	100.00%	<div style="width: 100.00%;"></div>

County Clerk

Vote For 1

	TOTAL	VOTE %	
REP Diane Norcross Thompson	895	98.79%	<div style="width: 98.79%;"></div>
Write-In Totals	11	1.21%	<div style="width: 1.21%;"></div>
Total Votes Cast	906	100.00%	<div style="width: 100.00%;"></div>

Clerk of the Circuit Court

Vote For 1

	TOTAL	VOTE %	
REP Stephanie Elkins	897	99.01%	<div style="width: 99.01%;"></div>
Write-In Totals	9	0.99%	<div style="width: 0.99%;"></div>
Total Votes Cast	906	100.00%	<div style="width: 100.00%;"></div>

Recorder of Deeds

Vote For 1

	TOTAL	VOTE %	
REP Stormy Taylor	892	98.78%	<div style="width: 98.78%;"></div>
Write-In Totals	11	1.22%	<div style="width: 1.22%;"></div>
Total Votes Cast	903	100.00%	<div style="width: 100.00%;"></div>

Prosecuting Attorney

Vote For 1

	TOTAL	VOTE %	
REP Rob Russell	879	98.43%	<div style="width: 98.43%;"></div>
Write-In Totals	14	1.57%	<div style="width: 1.57%;"></div>
Total Votes Cast	893	100.00%	<div style="width: 100.00%;"></div>

Centerview / Columbus

County Auditor

Vote For 1

	TOTAL	VOTE %	
REP Chad Davis	905	98.91%	<div style="width: 98.91%;"><div style="width: 98.91%;"></div></div>
Write-In Totals	10	1.09%	<div style="width: 1.09%;"><div style="width: 1.09%;"></div></div>
Total Votes Cast	915	100.00%	<div style="width: 100.00%;"><div style="width: 100.00%;"></div></div>

Collector of Revenue

Vote For 1

	TOTAL	VOTE %	
REP Laura Smith	903	99.01%	<div style="width: 99.01%;"><div style="width: 99.01%;"></div></div>
Write-In Totals	9	0.99%	<div style="width: 0.99%;"><div style="width: 0.99%;"></div></div>
Total Votes Cast	912	100.00%	<div style="width: 100.00%;"><div style="width: 100.00%;"></div></div>

Retain Fischer

Vote For 1

	TOTAL	VOTE %	
Yes	647	71.81%	<div style="width: 71.81%;"><div style="width: 71.81%;"></div></div>
No	254	28.19%	<div style="width: 28.19%;"><div style="width: 28.19%;"></div></div>
Total Votes Cast	901	100.00%	<div style="width: 100.00%;"><div style="width: 100.00%;"></div></div>

Retain Ransom

Vote For 1

	TOTAL	VOTE %	
Yes	650	72.54%	<div style="width: 72.54%;"><div style="width: 72.54%;"></div></div>
No	246	27.46%	<div style="width: 27.46%;"><div style="width: 27.46%;"></div></div>
Total Votes Cast	896	100.00%	<div style="width: 100.00%;"><div style="width: 100.00%;"></div></div>

Retain Ahuja

Vote For 1

	TOTAL	VOTE %	
Yes	599	67.15%	<div style="width: 67.15%;"><div style="width: 67.15%;"></div></div>
No	293	32.85%	<div style="width: 32.85%;"><div style="width: 32.85%;"></div></div>
Total Votes Cast	892	100.00%	<div style="width: 100.00%;"><div style="width: 100.00%;"></div></div>

Retain Mitchell

Vote For 1

	TOTAL	VOTE %	
Yes	628	70.48%	<div style="width: 70.48%;"><div style="width: 70.48%;"></div></div>
No	263	29.52%	<div style="width: 29.52%;"><div style="width: 29.52%;"></div></div>
Total Votes Cast	891	100.00%	<div style="width: 100.00%;"><div style="width: 100.00%;"></div></div>

Retain Pfeiffer

Vote For 1

	TOTAL	VOTE %	
Yes	632	70.61%	<div style="width: 70.61%;"><div style="width: 70.61%;"></div></div>
No	263	29.39%	<div style="width: 29.39%;"><div style="width: 29.39%;"></div></div>
Total Votes Cast	895	100.00%	<div style="width: 100.00%;"><div style="width: 100.00%;"></div></div>

Centerview / Columbus

Retain Thomson

Vote For 1

	TOTAL	VOTE %	
Yes	666	74.08%	<div style="width: 74.08%;"><div style="width: 74.08%;"></div></div>
No	233	25.92%	<div style="width: 25.92%;"><div style="width: 25.92%;"></div></div>
Total Votes Cast	899	100.00%	<div style="width: 100%;"><div style="width: 100%;"></div></div>

Constitutional Amendment No. 1

Vote For 1

	TOTAL	VOTE %	
Yes	430	44.61%	<div style="width: 44.61%;"><div style="width: 44.61%;"></div></div>
No	534	55.39%	<div style="width: 55.39%;"><div style="width: 55.39%;"></div></div>
Total Votes Cast	964	100.00%	<div style="width: 100%;"><div style="width: 100%;"></div></div>

Constitutional Amendment No. 3

Vote For 1

	TOTAL	VOTE %	
Yes	457	45.52%	<div style="width: 45.52%;"><div style="width: 45.52%;"></div></div>
No	547	54.48%	<div style="width: 54.48%;"><div style="width: 54.48%;"></div></div>
Total Votes Cast	1,004	100.00%	<div style="width: 100%;"><div style="width: 100%;"></div></div>

Constitutional Amendment No. 4

Vote For 1

	TOTAL	VOTE %	
Yes	687	69.60%	<div style="width: 69.60%;"><div style="width: 69.60%;"></div></div>
No	300	30.40%	<div style="width: 30.40%;"><div style="width: 30.40%;"></div></div>
Total Votes Cast	987	100.00%	<div style="width: 100%;"><div style="width: 100%;"></div></div>

Constitutional Amendment No. 5

Vote For 1

	TOTAL	VOTE %	
Yes	680	69.11%	<div style="width: 69.11%;"><div style="width: 69.11%;"></div></div>
No	304	30.89%	<div style="width: 30.89%;"><div style="width: 30.89%;"></div></div>
Total Votes Cast	984	100.00%	<div style="width: 100%;"><div style="width: 100%;"></div></div>

Constitutional Convention Question

Vote For 1

	TOTAL	VOTE %	
Yes	278	28.99%	<div style="width: 28.99%;"><div style="width: 28.99%;"></div></div>
No	681	71.01%	<div style="width: 71.01%;"><div style="width: 71.01%;"></div></div>
Total Votes Cast	959	100.00%	<div style="width: 100%;"><div style="width: 100%;"></div></div>

Johnson County Emergency Services Board

Vote For 1

	TOTAL	VOTE %	
Yes	599	60.51%	<div style="width: 60.51%;"><div style="width: 60.51%;"></div></div>
No	391	39.49%	<div style="width: 39.49%;"><div style="width: 39.49%;"></div></div>
Total Votes Cast	990	100.00%	<div style="width: 100%;"><div style="width: 100%;"></div></div>

Chilhowee

Statistics

TOTAL

Registered Voters - Total	806
Ballots Cast - Total	440
Ballots Cast - Blank	0
Voter Turnout - Total	54.59%

U.S. Senator

Vote For 1

	TOTAL	VOTE %	
REP Eric Schmitt	308	70.32%	
DEM Trudy Busch Valentine	115	26.26%	
LIB Jonathan Dine	12	2.74%	
CST Paul Venable	3	0.68%	
Write-In Totals	0	0.00%	
Total Votes Cast	438	100.00%	

State Auditor

Vote For 1

	TOTAL	VOTE %	
REP Scott Fitzpatrick	353	80.59%	
DEM Alan Green	67	15.30%	
LIB John A. Hartwig, Jr.	18	4.11%	
Write-In Totals	0	0.00%	
Total Votes Cast	438	100.00%	

U.S. Representative Dist 4

Vote For 1

	TOTAL	VOTE %	
REP Mark Alford	356	81.28%	
DEM Jack Truman	64	14.61%	
LIB Randy Langkraehr	18	4.11%	
Write-In Totals	0	0.00%	
Total Votes Cast	438	100.00%	

State Representative Dist 57

Vote For 1

	TOTAL	VOTE %	
REP Rodger L. Reedy	342	81.43%	
LIB William Truman (Bill) Wayne	78	18.57%	
Write-In Totals	0	0.00%	
Total Votes Cast	420	100.00%	

Circuit Judge

Vote For 1

	TOTAL	VOTE %	
REP Mike Wagner	396	100.00%	
Write-In Totals	0	0.00%	
Total Votes Cast	396	100.00%	

Chilhowee

Associate Circuit Judge Probate

Vote For 1

	TOTAL	VOTE %	
REP Brent Teichman	395	100.00%	<div style="width: 100%;"><div style="width: 100%;"></div></div>
Write-In Totals	0	0.00%	<div style="width: 0%;"></div>
Total Votes Cast	395	100.00%	<div style="width: 100%;"></div>

Associate Circuit Judge Associate

Vote For 1

	TOTAL	VOTE %	
REP Kaitlyn (Kati) Roach	391	100.00%	<div style="width: 100%;"><div style="width: 100%;"></div></div>
Write-In Totals	0	0.00%	<div style="width: 0%;"></div>
Total Votes Cast	391	100.00%	<div style="width: 100%;"></div>

Presiding Commissioner/County Commission

Vote For 1

	TOTAL	VOTE %	
REP Troy A. Matthews	361	83.95%	<div style="width: 83.95%;"><div style="width: 83.95%;"></div></div>
DEM Matt Swope	69	16.05%	<div style="width: 16.05%;"><div style="width: 16.05%;"></div></div>
Write-In Totals	0	0.00%	<div style="width: 0%;"></div>
Total Votes Cast	430	100.00%	<div style="width: 100%;"></div>

County Clerk

Vote For 1

	TOTAL	VOTE %	
REP Diane Norcross Thompson	402	100.00%	<div style="width: 100%;"><div style="width: 100%;"></div></div>
Write-In Totals	0	0.00%	<div style="width: 0%;"></div>
Total Votes Cast	402	100.00%	<div style="width: 100%;"></div>

Clerk of the Circuit Court

Vote For 1

	TOTAL	VOTE %	
REP Stephanie Elkins	401	100.00%	<div style="width: 100%;"><div style="width: 100%;"></div></div>
Write-In Totals	0	0.00%	<div style="width: 0%;"></div>
Total Votes Cast	401	100.00%	<div style="width: 100%;"></div>

Recorder of Deeds

Vote For 1

	TOTAL	VOTE %	
REP Stormy Taylor	400	100.00%	<div style="width: 100%;"><div style="width: 100%;"></div></div>
Write-In Totals	0	0.00%	<div style="width: 0%;"></div>
Total Votes Cast	400	100.00%	<div style="width: 100%;"></div>

Prosecuting Attorney

Vote For 1

	TOTAL	VOTE %	
REP Rob Russell	397	100.00%	<div style="width: 100%;"><div style="width: 100%;"></div></div>
Write-In Totals	0	0.00%	<div style="width: 0%;"></div>
Total Votes Cast	397	100.00%	<div style="width: 100%;"></div>

Chilhowee

County Auditor

Vote For 1

	TOTAL	VOTE %	
REP Chad Davis	402	100.00%	<div style="width: 100%;"><div style="width: 100%;"></div></div>
Write-In Totals	0	0.00%	<div style="width: 0%;"></div>
Total Votes Cast	402	100.00%	<div style="width: 100%;"></div>

Collector of Revenue

Vote For 1

	TOTAL	VOTE %	
REP Laura Smith	403	99.75%	<div style="width: 99.75%;"><div style="width: 99.75%;"></div></div>
Write-In Totals	1	0.25%	<div style="width: 0.25%;"><div style="width: 0.25%;"></div></div>
Total Votes Cast	404	100.00%	<div style="width: 100%;"></div>

Retain Fischer

Vote For 1

	TOTAL	VOTE %	
Yes	281	70.78%	<div style="width: 70.78%;"><div style="width: 70.78%;"></div></div>
No	116	29.22%	<div style="width: 29.22%;"><div style="width: 29.22%;"></div></div>
Total Votes Cast	397	100.00%	<div style="width: 100%;"></div>

Retain Ransom

Vote For 1

	TOTAL	VOTE %	
Yes	275	70.69%	<div style="width: 70.69%;"><div style="width: 70.69%;"></div></div>
No	114	29.31%	<div style="width: 29.31%;"><div style="width: 29.31%;"></div></div>
Total Votes Cast	389	100.00%	<div style="width: 100%;"></div>

Retain Ahuja

Vote For 1

	TOTAL	VOTE %	
Yes	248	62.31%	<div style="width: 62.31%;"><div style="width: 62.31%;"></div></div>
No	150	37.69%	<div style="width: 37.69%;"><div style="width: 37.69%;"></div></div>
Total Votes Cast	398	100.00%	<div style="width: 100%;"></div>

Retain Mitchell

Vote For 1

	TOTAL	VOTE %	
Yes	274	69.19%	<div style="width: 69.19%;"><div style="width: 69.19%;"></div></div>
No	122	30.81%	<div style="width: 30.81%;"><div style="width: 30.81%;"></div></div>
Total Votes Cast	396	100.00%	<div style="width: 100%;"></div>

Retain Pfeiffer

Vote For 1

	TOTAL	VOTE %	
Yes	277	70.13%	<div style="width: 70.13%;"><div style="width: 70.13%;"></div></div>
No	118	29.87%	<div style="width: 29.87%;"><div style="width: 29.87%;"></div></div>
Total Votes Cast	395	100.00%	<div style="width: 100%;"></div>

Chilhowee

Retain Thomson

Vote For 1

	TOTAL	VOTE %	
Yes	290	73.42%	<div style="width: 73.42%;"><div style="width: 73.42%;"></div></div>
No	105	26.58%	<div style="width: 26.58%;"><div style="width: 26.58%;"></div></div>
Total Votes Cast	395	100.00%	<div style="width: 100%;"><div style="width: 100%;"></div></div>

Constitutional Amendment No. 1

Vote For 1

	TOTAL	VOTE %	
Yes	174	41.53%	<div style="width: 41.53%;"><div style="width: 41.53%;"></div></div>
No	245	58.47%	<div style="width: 58.47%;"><div style="width: 58.47%;"></div></div>
Total Votes Cast	419	100.00%	<div style="width: 100%;"><div style="width: 100%;"></div></div>

Constitutional Amendment No. 3

Vote For 1

	TOTAL	VOTE %	
Yes	226	51.72%	<div style="width: 51.72%;"><div style="width: 51.72%;"></div></div>
No	211	48.28%	<div style="width: 48.28%;"><div style="width: 48.28%;"></div></div>
Total Votes Cast	437	100.00%	<div style="width: 100%;"><div style="width: 100%;"></div></div>

Constitutional Amendment No. 4

Vote For 1

	TOTAL	VOTE %	
Yes	314	73.19%	<div style="width: 73.19%;"><div style="width: 73.19%;"></div></div>
No	115	26.81%	<div style="width: 26.81%;"><div style="width: 26.81%;"></div></div>
Total Votes Cast	429	100.00%	<div style="width: 100%;"><div style="width: 100%;"></div></div>

Constitutional Amendment No. 5

Vote For 1

	TOTAL	VOTE %	
Yes	289	68.00%	<div style="width: 68.00%;"><div style="width: 68.00%;"></div></div>
No	136	32.00%	<div style="width: 32.00%;"><div style="width: 32.00%;"></div></div>
Total Votes Cast	425	100.00%	<div style="width: 100%;"><div style="width: 100%;"></div></div>

Constitutional Convention Question

Vote For 1

	TOTAL	VOTE %	
Yes	132	31.81%	<div style="width: 31.81%;"><div style="width: 31.81%;"></div></div>
No	283	68.19%	<div style="width: 68.19%;"><div style="width: 68.19%;"></div></div>
Total Votes Cast	415	100.00%	<div style="width: 100%;"><div style="width: 100%;"></div></div>

Johnson County Emergency Services Board

Vote For 1







	TOTAL	VOTE %	
Yes	256	59.67%	<div style="width: 59.67%;"><div style="width: 59.67%;"></div></div>
No	173	40.33%	<div style="width: 40.33%;"><div style="width: 40.33%;"></div></div>
Total Votes Cast	429	100.00%	<div style="width: 100%;"><div style="width: 100%;"></div></div>

Post Oak / Jefferson

Statistics	TOTAL
Registered Voters - Total	1,755
Ballots Cast - Total	809
Ballots Cast - Blank	0
Voter Turnout - Total	46.10%






U.S. Senator

Vote For 1

	TOTAL	VOTE %	
REP Eric Schmitt	575	71.34%	
DEM Trudy Busch Valentine	202	25.06%	
LIB Jonathan Dine	19	2.36%	
CST Paul Venable	8	0.99%	
Write-In Totals	2	0.25%	
Total Votes Cast	806	100.00%	






State Auditor

Vote For 1

	TOTAL	VOTE %	
REP Scott Fitzpatrick	624	77.90%	
DEM Alan Green	147	18.35%	
LIB John A. Hartwig, Jr.	30	3.75%	
Write-In Totals	0	0.00%	
Total Votes Cast	801	100.00%	

U.S. Representative Dist 4

Vote For 1

	TOTAL	VOTE %	
REP Mark Alford	623	77.88%	
DEM Jack Truman	152	19.00%	
LIB Randy Langkraehr	25	3.12%	
Write-In Totals	0	0.00%	
Total Votes Cast	800	100.00%	

State Representative Dist 57

Vote For 1

	TOTAL	VOTE %	
REP Rodger L. Reedy	612	79.17%	
LIB William Truman (Bill) Wayne	156	20.18%	
Write-In Totals	5	0.65%	
Total Votes Cast	773	100.00%	

Circuit Judge

Vote For 1

	TOTAL	VOTE %	
REP Mike Wagner	709	98.88%	
Write-In Totals	8	1.12%	
Total Votes Cast	717	100.00%	

Post Oak / Jefferson

Associate Circuit Judge Probate

Vote For 1

	TOTAL	VOTE %	
REP Brent Teichman	703	98.74%	<div style="width: 98.74%;"></div>
Write-In Totals	9	1.26%	<div style="width: 1.26%;"></div>
Total Votes Cast	712	100.00%	<div style="width: 100.00%;"></div>

Associate Circuit Judge Associate

Vote For 1

	TOTAL	VOTE %	
REP Kaitlyn (Kati) Roach	704	98.88%	<div style="width: 98.88%;"></div>
Write-In Totals	8	1.12%	<div style="width: 1.12%;"></div>
Total Votes Cast	712	100.00%	<div style="width: 100.00%;"></div>

Presiding Commissioner/County Commission

Vote For 1

	TOTAL	VOTE %	
REP Troy A. Matthews	645	80.93%	<div style="width: 80.93%;"></div>
DEM Matt Swope	152	19.07%	<div style="width: 19.07%;"></div>
Write-In Totals	0	0.00%	<div style="width: 0.00%;"></div>
Total Votes Cast	797	100.00%	<div style="width: 100.00%;"></div>

County Clerk

Vote For 1

	TOTAL	VOTE %	
REP Diane Norcross Thompson	716	99.17%	<div style="width: 99.17%;"></div>
Write-In Totals	6	0.83%	<div style="width: 0.83%;"></div>
Total Votes Cast	722	100.00%	<div style="width: 100.00%;"></div>

Clerk of the Circuit Court

Vote For 1

	TOTAL	VOTE %	
REP Stephanie Elkins	717	99.17%	<div style="width: 99.17%;"></div>
Write-In Totals	6	0.83%	<div style="width: 0.83%;"></div>
Total Votes Cast	723	100.00%	<div style="width: 100.00%;"></div>

Recorder of Deeds

Vote For 1

	TOTAL	VOTE %	
REP Stormy Taylor	711	98.75%	<div style="width: 98.75%;"></div>
Write-In Totals	9	1.25%	<div style="width: 1.25%;"></div>
Total Votes Cast	720	100.00%	<div style="width: 100.00%;"></div>

Prosecuting Attorney

Vote For 1

	TOTAL	VOTE %	
REP Rob Russell	706	99.02%	<div style="width: 99.02%;"></div>
Write-In Totals	7	0.98%	<div style="width: 0.98%;"></div>
Total Votes Cast	713	100.00%	<div style="width: 100.00%;"></div>

Post Oak / Jefferson

County Auditor

Vote For 1

	TOTAL	VOTE %	
REP Chad Davis	720	99.17%	<div style="width: 99.17%;"><div style="width: 99.17%;"></div></div>
Write-In Totals	6	0.83%	<div style="width: 0.83%;"><div style="width: 0.83%;"></div></div>
Total Votes Cast	726	100.00%	<div style="width: 100.00%;"><div style="width: 100.00%;"></div></div>

Collector of Revenue

Vote For 1

	TOTAL	VOTE %	
REP Laura Smith	720	99.31%	<div style="width: 99.31%;"><div style="width: 99.31%;"></div></div>
Write-In Totals	5	0.69%	<div style="width: 0.69%;"><div style="width: 0.69%;"></div></div>
Total Votes Cast	725	100.00%	<div style="width: 100.00%;"><div style="width: 100.00%;"></div></div>

Retain Fischer

Vote For 1

	TOTAL	VOTE %	
Yes	567	77.88%	<div style="width: 77.88%;"><div style="width: 77.88%;"></div></div>
No	161	22.12%	<div style="width: 22.12%;"><div style="width: 22.12%;"></div></div>
Total Votes Cast	728	100.00%	<div style="width: 100.00%;"><div style="width: 100.00%;"></div></div>

Retain Ransom

Vote For 1

	TOTAL	VOTE %	
Yes	560	77.14%	<div style="width: 77.14%;"><div style="width: 77.14%;"></div></div>
No	166	22.86%	<div style="width: 22.86%;"><div style="width: 22.86%;"></div></div>
Total Votes Cast	726	100.00%	<div style="width: 100.00%;"><div style="width: 100.00%;"></div></div>

Retain Ahuja

Vote For 1

	TOTAL	VOTE %	
Yes	511	69.81%	<div style="width: 69.81%;"><div style="width: 69.81%;"></div></div>
No	221	30.19%	<div style="width: 30.19%;"><div style="width: 30.19%;"></div></div>
Total Votes Cast	732	100.00%	<div style="width: 100.00%;"><div style="width: 100.00%;"></div></div>

Retain Mitchell

Vote For 1

	TOTAL	VOTE %	
Yes	549	75.41%	<div style="width: 75.41%;"><div style="width: 75.41%;"></div></div>
No	179	24.59%	<div style="width: 24.59%;"><div style="width: 24.59%;"></div></div>
Total Votes Cast	728	100.00%	<div style="width: 100.00%;"><div style="width: 100.00%;"></div></div>

Retain Pfeiffer

Vote For 1

	TOTAL	VOTE %	
Yes	556	76.37%	<div style="width: 76.37%;"><div style="width: 76.37%;"></div></div>
No	172	23.63%	<div style="width: 23.63%;"><div style="width: 23.63%;"></div></div>
Total Votes Cast	728	100.00%	<div style="width: 100.00%;"><div style="width: 100.00%;"></div></div>

Post Oak / Jefferson

Retain Thomson

Vote For 1

	TOTAL	VOTE %	
Yes	570	79.06%	<div style="width: 79.06%;"><div style="width: 79.06%;"></div></div>
No	151	20.94%	<div style="width: 20.94%;"><div style="width: 20.94%;"></div></div>
Total Votes Cast	721	100.00%	<div style="width: 100%;"><div style="width: 100%;"></div></div>

Constitutional Amendment No. 1

Vote For 1

	TOTAL	VOTE %	
Yes	334	43.32%	<div style="width: 43.32%;"><div style="width: 43.32%;"></div></div>
No	437	56.68%	<div style="width: 56.68%;"><div style="width: 56.68%;"></div></div>
Total Votes Cast	771	100.00%	<div style="width: 100%;"><div style="width: 100%;"></div></div>

Constitutional Amendment No. 3

Vote For 1

	TOTAL	VOTE %	
Yes	390	48.63%	<div style="width: 48.63%;"><div style="width: 48.63%;"></div></div>
No	412	51.37%	<div style="width: 51.37%;"><div style="width: 51.37%;"></div></div>
Total Votes Cast	802	100.00%	<div style="width: 100%;"><div style="width: 100%;"></div></div>

Constitutional Amendment No. 4

Vote For 1

	TOTAL	VOTE %	
Yes	535	68.24%	<div style="width: 68.24%;"><div style="width: 68.24%;"></div></div>
No	249	31.76%	<div style="width: 31.76%;"><div style="width: 31.76%;"></div></div>
Total Votes Cast	784	100.00%	<div style="width: 100%;"><div style="width: 100%;"></div></div>

Constitutional Amendment No. 5

Vote For 1

	TOTAL	VOTE %	
Yes	552	70.95%	<div style="width: 70.95%;"><div style="width: 70.95%;"></div></div>
No	226	29.05%	<div style="width: 29.05%;"><div style="width: 29.05%;"></div></div>
Total Votes Cast	778	100.00%	<div style="width: 100%;"><div style="width: 100%;"></div></div>

Constitutional Convention Question

Vote For 1

	TOTAL	VOTE %	
Yes	225	29.76%	<div style="width: 29.76%;"><div style="width: 29.76%;"></div></div>
No	531	70.24%	<div style="width: 70.24%;"><div style="width: 70.24%;"></div></div>
Total Votes Cast	756	100.00%	<div style="width: 100%;"><div style="width: 100%;"></div></div>

Johnson County Emergency Services Board

Vote For 1

	TOTAL	VOTE %	
Yes	456	57.58%	<div style="width: 57.58%;"><div style="width: 57.58%;"></div></div>
No	336	42.42%	<div style="width: 42.42%;"><div style="width: 42.42%;"></div></div>
Total Votes Cast	792	100.00%	<div style="width: 100%;"><div style="width: 100%;"></div></div>

Pittsville

Statistics

TOTAL

Registered Voters - Total	3,965
Ballots Cast - Total	2,053
Ballots Cast - Blank	0
Voter Turnout - Total	51.78%

U.S. Senator

Vote For 1

	TOTAL	VOTE %	
REP Eric Schmitt	1,517	74.11%	
DEM Trudy Busch Valentine	470	22.96%	
LIB Jonathan Dine	44	2.15%	
CST Paul Venable	16	0.78%	
Write-In Totals	0	0.00%	
Total Votes Cast	2,047	100.00%	

State Auditor

Vote For 1

	TOTAL	VOTE %	
REP Scott Fitzpatrick	1,577	77.19%	
DEM Alan Green	390	19.09%	
LIB John A. Hartwig, Jr.	76	3.72%	
Write-In Totals	0	0.00%	
Total Votes Cast	2,043	100.00%	

U.S. Representative Dist 4

Vote For 1

	TOTAL	VOTE %	
REP Mark Alford	1,614	79.39%	
DEM Jack Truman	376	18.49%	
LIB Randy Langkraehr	43	2.12%	
Write-In Totals	0	0.00%	
Total Votes Cast	2,033	100.00%	

State Representative Dist 54

Vote For 1

	TOTAL	VOTE %	
REP Dan Houx	1,794	98.68%	
Write-In Totals	24	1.32%	
Total Votes Cast	1,818	100.00%	

Circuit Judge

Vote For 1

	TOTAL	VOTE %	
REP Mike Wagner	1,790	98.79%	
Write-In Totals	22	1.21%	
Total Votes Cast	1,812	100.00%	

Pittsville

Associate Circuit Judge Probate

Vote For 1

	TOTAL	VOTE %	
REP Brent Teichman	1,787	98.89%	<div style="width: 98.89%;"></div>
Write-In Totals	20	1.11%	<div style="width: 1.11%;"></div>
Total Votes Cast	1,807	100.00%	<div style="width: 100.00%;"></div>

Associate Circuit Judge Associate

Vote For 1

	TOTAL	VOTE %	
REP Kaitlyn (Kati) Roach	1,785	98.78%	<div style="width: 98.78%;"></div>
Write-In Totals	22	1.22%	<div style="width: 1.22%;"></div>
Total Votes Cast	1,807	100.00%	<div style="width: 100.00%;"></div>

Presiding Commissioner/County Commission

Vote For 1

	TOTAL	VOTE %	
REP Troy A. Matthews	1,595	79.24%	<div style="width: 79.24%;"></div>
DEM Matt Swope	416	20.67%	<div style="width: 20.67%;"></div>
Write-In Totals	2	0.10%	<div style="width: 0.10%;"></div>
Total Votes Cast	2,013	100.00%	<div style="width: 100.00%;"></div>

County Clerk

Vote For 1

	TOTAL	VOTE %	
REP Diane Norcross Thompson	1,808	99.01%	<div style="width: 99.01%;"></div>
Write-In Totals	18	0.99%	<div style="width: 0.99%;"></div>
Total Votes Cast	1,826	100.00%	<div style="width: 100.00%;"></div>

Clerk of the Circuit Court

Vote For 1

	TOTAL	VOTE %	
REP Stephanie Elkins	1,800	98.90%	<div style="width: 98.90%;"></div>
Write-In Totals	20	1.10%	<div style="width: 1.10%;"></div>
Total Votes Cast	1,820	100.00%	<div style="width: 100.00%;"></div>

Recorder of Deeds

Vote For 1

	TOTAL	VOTE %	
REP Stormy Taylor	1,797	98.95%	<div style="width: 98.95%;"></div>
Write-In Totals	19	1.05%	<div style="width: 1.05%;"></div>
Total Votes Cast	1,816	100.00%	<div style="width: 100.00%;"></div>

Prosecuting Attorney

Vote For 1

	TOTAL	VOTE %	
REP Rob Russell	1,787	98.73%	<div style="width: 98.73%;"></div>
Write-In Totals	23	1.27%	<div style="width: 1.27%;"></div>
Total Votes Cast	1,810	100.00%	<div style="width: 100.00%;"></div>

Pittsville

County Auditor

Vote For 1

	TOTAL	VOTE %	
REP Chad Davis	1,792	99.17%	<div style="width: 99.17%;"><div style="width: 99.17%;"></div></div>
Write-In Totals	15	0.83%	<div style="width: 0.83%;"><div style="width: 0.83%;"></div></div>
Total Votes Cast	1,807	100.00%	<div style="width: 100.00%;"><div style="width: 100.00%;"></div></div>

Collector of Revenue

Vote For 1

	TOTAL	VOTE %	
REP Laura Smith	1,794	99.12%	<div style="width: 99.12%;"><div style="width: 99.12%;"></div></div>
Write-In Totals	16	0.88%	<div style="width: 0.88%;"><div style="width: 0.88%;"></div></div>
Total Votes Cast	1,810	100.00%	<div style="width: 100.00%;"><div style="width: 100.00%;"></div></div>

Retain Fischer

Vote For 1

	TOTAL	VOTE %	
Yes	1,328	71.59%	<div style="width: 71.59%;"><div style="width: 71.59%;"></div></div>
No	527	28.41%	<div style="width: 28.41%;"><div style="width: 28.41%;"></div></div>
Total Votes Cast	1,855	100.00%	<div style="width: 100.00%;"><div style="width: 100.00%;"></div></div>

Retain Ransom

Vote For 1

	TOTAL	VOTE %	
Yes	1,322	71.89%	<div style="width: 71.89%;"><div style="width: 71.89%;"></div></div>
No	517	28.11%	<div style="width: 28.11%;"><div style="width: 28.11%;"></div></div>
Total Votes Cast	1,839	100.00%	<div style="width: 100.00%;"><div style="width: 100.00%;"></div></div>

Retain Ahuja

Vote For 1

	TOTAL	VOTE %	
Yes	1,170	63.93%	<div style="width: 63.93%;"><div style="width: 63.93%;"></div></div>
No	660	36.07%	<div style="width: 36.07%;"><div style="width: 36.07%;"></div></div>
Total Votes Cast	1,830	100.00%	<div style="width: 100.00%;"><div style="width: 100.00%;"></div></div>

Retain Mitchell

Vote For 1

	TOTAL	VOTE %	
Yes	1,219	66.50%	<div style="width: 66.50%;"><div style="width: 66.50%;"></div></div>
No	614	33.50%	<div style="width: 33.50%;"><div style="width: 33.50%;"></div></div>
Total Votes Cast	1,833	100.00%	<div style="width: 100.00%;"><div style="width: 100.00%;"></div></div>

Retain Pfeiffer

Vote For 1

	TOTAL	VOTE %	
Yes	1,219	66.54%	<div style="width: 66.54%;"><div style="width: 66.54%;"></div></div>
No	613	33.46%	<div style="width: 33.46%;"><div style="width: 33.46%;"></div></div>
Total Votes Cast	1,832	100.00%	<div style="width: 100.00%;"><div style="width: 100.00%;"></div></div>

Pittsville

Retain Thomson

Vote For 1

	TOTAL	VOTE %	
Yes	1,329	72.94%	<div style="width: 72.94%;"><div style="width: 72.94%;"></div></div>
No	493	27.06%	<div style="width: 27.06%;"><div style="width: 27.06%;"></div></div>
Total Votes Cast	1,822	100.00%	<div style="width: 100.00%;"><div style="width: 100.00%;"></div></div>

Constitutional Amendment No. 1

Vote For 1

	TOTAL	VOTE %	
Yes	868	44.40%	<div style="width: 44.40%;"><div style="width: 44.40%;"></div></div>
No	1,087	55.60%	<div style="width: 55.60%;"><div style="width: 55.60%;"></div></div>
Total Votes Cast	1,955	100.00%	<div style="width: 100.00%;"><div style="width: 100.00%;"></div></div>

Constitutional Amendment No. 3

Vote For 1

	TOTAL	VOTE %	
Yes	991	48.67%	<div style="width: 48.67%;"><div style="width: 48.67%;"></div></div>
No	1,045	51.33%	<div style="width: 51.33%;"><div style="width: 51.33%;"></div></div>
Total Votes Cast	2,036	100.00%	<div style="width: 100.00%;"><div style="width: 100.00%;"></div></div>

Constitutional Amendment No. 4

Vote For 1

	TOTAL	VOTE %	
Yes	1,492	74.08%	<div style="width: 74.08%;"><div style="width: 74.08%;"></div></div>
No	522	25.92%	<div style="width: 25.92%;"><div style="width: 25.92%;"></div></div>
Total Votes Cast	2,014	100.00%	<div style="width: 100.00%;"><div style="width: 100.00%;"></div></div>

Constitutional Amendment No. 5

Vote For 1

	TOTAL	VOTE %	
Yes	1,415	71.28%	<div style="width: 71.28%;"><div style="width: 71.28%;"></div></div>
No	570	28.72%	<div style="width: 28.72%;"><div style="width: 28.72%;"></div></div>
Total Votes Cast	1,985	100.00%	<div style="width: 100.00%;"><div style="width: 100.00%;"></div></div>

Constitutional Convention Question

Vote For 1

	TOTAL	VOTE %	
Yes	615	31.85%	<div style="width: 31.85%;"><div style="width: 31.85%;"></div></div>
No	1,316	68.15%	<div style="width: 68.15%;"><div style="width: 68.15%;"></div></div>
Total Votes Cast	1,931	100.00%	<div style="width: 100.00%;"><div style="width: 100.00%;"></div></div>

Johnson County Emergency Services Board

Vote For 1

	TOTAL	VOTE %	
Yes	1,373	68.04%	<div style="width: 68.04%;"><div style="width: 68.04%;"></div></div>
No	645	31.96%	<div style="width: 31.96%;"><div style="width: 31.96%;"></div></div>
Total Votes Cast	2,018	100.00%	<div style="width: 100.00%;"><div style="width: 100.00%;"></div></div>

Hazel Hill / Simpson

Statistics

TOTAL

Registered Voters - Total	1,812
Ballots Cast - Total	835
Ballots Cast - Blank	0
Voter Turnout - Total	46.08%

U.S. Senator

Vote For 1

	TOTAL	VOTE %	
REP Eric Schmitt	581	70.25%	
DEM Trudy Busch Valentine	220	26.60%	
LIB Jonathan Dine	17	2.06%	
CST Paul Venable	9	1.09%	
Write-In Totals	0	0.00%	
Total Votes Cast	827	100.00%	

State Auditor

Vote For 1

	TOTAL	VOTE %	
REP Scott Fitzpatrick	625	75.39%	
DEM Alan Green	174	20.99%	
LIB John A. Hartwig, Jr.	30	3.62%	
Write-In Totals	0	0.00%	
Total Votes Cast	829	100.00%	

U.S. Representative Dist 4

Vote For 1

	TOTAL	VOTE %	
REP Mark Alford	621	75.18%	
DEM Jack Truman	168	20.34%	
LIB Randy Langkraehr	35	4.24%	
Write-In Totals	2	0.24%	
Total Votes Cast	826	100.00%	

State Representative Dist 54

Vote For 1

	TOTAL	VOTE %	
REP Dan Houx	728	99.45%	
Write-In Totals	4	0.55%	
Total Votes Cast	732	100.00%	

Circuit Judge

Vote For 1

	TOTAL	VOTE %	
REP Mike Wagner	727	100.00%	
Write-In Totals	0	0.00%	
Total Votes Cast	727	100.00%	

Hazel Hill / Simpson

Associate Circuit Judge Probate

Vote For 1

	TOTAL	VOTE %	
REP Brent Teichman	730	99.73%	<div style="width: 99.73%;"></div>
Write-In Totals	2	0.27%	<div style="width: 0.27%;"></div>
Total Votes Cast	732	100.00%	<div style="width: 100%;"></div>

Associate Circuit Judge Associate

Vote For 1

	TOTAL	VOTE %	
REP Kaitlyn (Kati) Roach	732	99.73%	<div style="width: 99.73%;"></div>
Write-In Totals	2	0.27%	<div style="width: 0.27%;"></div>
Total Votes Cast	734	100.00%	<div style="width: 100%;"></div>

Presiding Commissioner/County Commission

Vote For 1

	TOTAL	VOTE %	
REP Troy A. Matthews	671	81.73%	<div style="width: 81.73%;"></div>
DEM Matt Swope	149	18.15%	<div style="width: 18.15%;"></div>
Write-In Totals	1	0.12%	<div style="width: 0.12%;"></div>
Total Votes Cast	821	100.00%	<div style="width: 100%;"></div>

County Clerk

Vote For 1

	TOTAL	VOTE %	
REP Diane Norcross Thompson	729	99.73%	<div style="width: 99.73%;"></div>
Write-In Totals	2	0.27%	<div style="width: 0.27%;"></div>
Total Votes Cast	731	100.00%	<div style="width: 100%;"></div>

Clerk of the Circuit Court

Vote For 1

	TOTAL	VOTE %	
REP Stephanie Elkins	735	99.73%	<div style="width: 99.73%;"></div>
Write-In Totals	2	0.27%	<div style="width: 0.27%;"></div>
Total Votes Cast	737	100.00%	<div style="width: 100%;"></div>

Recorder of Deeds

Vote For 1

	TOTAL	VOTE %	
REP Stormy Taylor	734	99.73%	<div style="width: 99.73%;"></div>
Write-In Totals	2	0.27%	<div style="width: 0.27%;"></div>
Total Votes Cast	736	100.00%	<div style="width: 100%;"></div>

Prosecuting Attorney

Vote For 1

	TOTAL	VOTE %	
REP Rob Russell	729	99.86%	<div style="width: 99.86%;"></div>
Write-In Totals	1	0.14%	<div style="width: 0.14%;"></div>
Total Votes Cast	730	100.00%	<div style="width: 100%;"></div>

Hazel Hill / Simpson

County Auditor

Vote For 1

	TOTAL	VOTE %	
REP Chad Davis	749	99.73%	<div style="width: 99.73%;"><div style="width: 99.73%;"></div></div>
Write-In Totals	2	0.27%	<div style="width: 0.27%;"><div style="width: 0.27%;"></div></div>
Total Votes Cast	751	100.00%	<div style="width: 100.00%;"><div style="width: 100.00%;"></div></div>

Collector of Revenue

Vote For 1

	TOTAL	VOTE %	
REP Laura Smith	740	99.73%	<div style="width: 99.73%;"><div style="width: 99.73%;"></div></div>
Write-In Totals	2	0.27%	<div style="width: 0.27%;"><div style="width: 0.27%;"></div></div>
Total Votes Cast	742	100.00%	<div style="width: 100.00%;"><div style="width: 100.00%;"></div></div>

Retain Fischer

Vote For 1

	TOTAL	VOTE %	
Yes	567	76.31%	<div style="width: 76.31%;"><div style="width: 76.31%;"></div></div>
No	176	23.69%	<div style="width: 23.69%;"><div style="width: 23.69%;"></div></div>
Total Votes Cast	743	100.00%	<div style="width: 100.00%;"><div style="width: 100.00%;"></div></div>

Retain Ransom

Vote For 1

	TOTAL	VOTE %	
Yes	555	74.60%	<div style="width: 74.60%;"><div style="width: 74.60%;"></div></div>
No	189	25.40%	<div style="width: 25.40%;"><div style="width: 25.40%;"></div></div>
Total Votes Cast	744	100.00%	<div style="width: 100.00%;"><div style="width: 100.00%;"></div></div>

Retain Ahuja

Vote For 1

	TOTAL	VOTE %	
Yes	499	67.52%	<div style="width: 67.52%;"><div style="width: 67.52%;"></div></div>
No	240	32.48%	<div style="width: 32.48%;"><div style="width: 32.48%;"></div></div>
Total Votes Cast	739	100.00%	<div style="width: 100.00%;"><div style="width: 100.00%;"></div></div>

Retain Mitchell

Vote For 1

	TOTAL	VOTE %	
Yes	539	72.84%	<div style="width: 72.84%;"><div style="width: 72.84%;"></div></div>
No	201	27.16%	<div style="width: 27.16%;"><div style="width: 27.16%;"></div></div>
Total Votes Cast	740	100.00%	<div style="width: 100.00%;"><div style="width: 100.00%;"></div></div>

Retain Pfeiffer

Vote For 1

	TOTAL	VOTE %	
Yes	547	74.02%	<div style="width: 74.02%;"><div style="width: 74.02%;"></div></div>
No	192	25.98%	<div style="width: 25.98%;"><div style="width: 25.98%;"></div></div>
Total Votes Cast	739	100.00%	<div style="width: 100.00%;"><div style="width: 100.00%;"></div></div>

Hazel Hill / Simpson

Retain Thomson

Vote For 1

	TOTAL	VOTE %	
Yes	561	76.95%	
No	168	23.05%	
Total Votes Cast	729	100.00%	

Constitutional Amendment No. 1

Vote For 1

	TOTAL	VOTE %	
Yes	379	47.67%	
No	416	52.33%	
Total Votes Cast	795	100.00%	

Constitutional Amendment No. 3

Vote For 1

	TOTAL	VOTE %	
Yes	348	41.93%	
No	482	58.07%	
Total Votes Cast	830	100.00%	

Constitutional Amendment No. 4

Vote For 1

	TOTAL	VOTE %	
Yes	600	73.89%	
No	212	26.11%	
Total Votes Cast	812	100.00%	

Constitutional Amendment No. 5

Vote For 1

	TOTAL	VOTE %	
Yes	550	67.90%	
No	260	32.10%	
Total Votes Cast	810	100.00%	

Constitutional Convention Question

Vote For 1

	TOTAL	VOTE %	
Yes	249	32.01%	
No	529	67.99%	
Total Votes Cast	778	100.00%	

Johnson County Emergency Services Board

Vote For 1

	TOTAL	VOTE %	
Yes	467	57.02%	
No	352	42.98%	
Total Votes Cast	819	100.00%	

Absentee

Statistics

	TOTAL
Registered Voters - Total	33,064
Ballots Cast - Total	1,830
Ballots Cast - Blank	1
Voter Turnout - Total	5.44%

U.S. Senator

Vote For 1

	TOTAL	VOTE %	
REP Eric Schmitt	891	49.01%	<div style="width: 49.01%;"></div>
DEM Trudy Busch Valentine	882	48.51%	<div style="width: 48.51%;"></div>
LIB Jonathan Dine	22	1.21%	<div style="width: 1.21%;"></div>
CST Paul Venable	21	1.16%	<div style="width: 1.16%;"></div>
Write-In Totals	2	0.11%	<div style="width: 0.11%;"></div>
Total Votes Cast	1,818	100.00%	<div style="width: 100.00%;"></div>

State Auditor

Vote For 1

	TOTAL	VOTE %	
REP Scott Fitzpatrick	984	54.58%	<div style="width: 54.58%;"></div>
DEM Alan Green	780	43.26%	<div style="width: 43.26%;"></div>
LIB John A. Hartwig, Jr.	38	2.11%	<div style="width: 2.11%;"></div>
Write-In Totals	1	0.06%	<div style="width: 0.06%;"></div>
Total Votes Cast	1,803	100.00%	<div style="width: 100.00%;"></div>

U.S. Representative Dist 4

Vote For 1

	TOTAL	VOTE %	
REP Mark Alford	978	54.18%	<div style="width: 54.18%;"></div>
DEM Jack Truman	780	43.21%	<div style="width: 43.21%;"></div>
LIB Randy Langkraehr	47	2.60%	<div style="width: 2.60%;"></div>
Write-In Totals	0	0.00%	<div style="width: 0.00%;"></div>
Total Votes Cast	1,805	100.00%	<div style="width: 100.00%;"></div>

State Representative Dist 54

Vote For 1

	TOTAL	VOTE %	
REP Dan Houx	1,035	96.64%	<div style="width: 96.64%;"></div>
Write-In Totals	36	3.36%	<div style="width: 3.36%;"></div>
Total Votes Cast	1,071	100.00%	<div style="width: 100.00%;"></div>

State Representative Dist 57

Vote For 1

	TOTAL	VOTE %	
REP Rodger L. Reedy	222	65.29%	<div style="width: 65.29%;"></div>
LIB William Truman (Bill) Wayne	117	34.41%	<div style="width: 34.41%;"></div>
Write-In Totals	1	0.29%	<div style="width: 0.29%;"></div>
Total Votes Cast	340	100.00%	<div style="width: 100.00%;"></div>

Absentee

Circuit Judge

Vote For 1

	TOTAL	VOTE %	
REP Mike Wagner	1,316	97.63%	<div style="width: 97.63%;"></div>
Write-In Totals	32	2.37%	<div style="width: 2.37%;"></div>
Total Votes Cast	1,348	100.00%	<div style="width: 100.00%;"></div>

Associate Circuit Judge Probate

Vote For 1

	TOTAL	VOTE %	
REP Brent Teichman	1,322	97.71%	<div style="width: 97.71%;"></div>
Write-In Totals	31	2.29%	<div style="width: 2.29%;"></div>
Total Votes Cast	1,353	100.00%	<div style="width: 100.00%;"></div>

Associate Circuit Judge Associate

Vote For 1

	TOTAL	VOTE %	
REP Kaitlyn (Kati) Roach	1,330	98.01%	<div style="width: 98.01%;"></div>
Write-In Totals	27	1.99%	<div style="width: 1.99%;"></div>
Total Votes Cast	1,357	100.00%	<div style="width: 100.00%;"></div>

Presiding Commissioner/County Commission

Vote For 1

	TOTAL	VOTE %	
REP Troy A. Matthews	1,036	58.07%	<div style="width: 58.07%;"></div>
DEM Matt Swope	748	41.93%	<div style="width: 41.93%;"></div>
Write-In Totals	0	0.00%	<div style="width: 0.00%;"></div>
Total Votes Cast	1,784	100.00%	<div style="width: 100.00%;"></div>

County Clerk

Vote For 1

	TOTAL	VOTE %	
REP Diane Norcross Thompson	1,448	98.44%	<div style="width: 98.44%;"></div>
Write-In Totals	23	1.56%	<div style="width: 1.56%;"></div>
Total Votes Cast	1,471	100.00%	<div style="width: 100.00%;"></div>

Clerk of the Circuit Court

Vote For 1

	TOTAL	VOTE %	
REP Stephanie Elkins	1,396	98.45%	<div style="width: 98.45%;"></div>
Write-In Totals	22	1.55%	<div style="width: 1.55%;"></div>
Total Votes Cast	1,418	100.00%	<div style="width: 100.00%;"></div>

Recorder of Deeds

Vote For 1

	TOTAL	VOTE %	
REP Stormy Taylor	1,364	98.34%	<div style="width: 98.34%;"></div>
Write-In Totals	23	1.66%	<div style="width: 1.66%;"></div>
Total Votes Cast	1,387	100.00%	<div style="width: 100.00%;"></div>

Absentee

Prosecuting Attorney

Vote For 1

	TOTAL	VOTE %	
REP Rob Russell	1,368	98.06%	<div style="width: 98.06%;"><div style="width: 98.06%;"></div></div>
Write-In Totals	27	1.94%	<div style="width: 1.94%;"><div style="width: 1.94%;"></div></div>
Total Votes Cast	1,395	100.00%	<div style="width: 100.00%;"><div style="width: 100.00%;"></div></div>

County Auditor

Vote For 1

	TOTAL	VOTE %	
REP Chad Davis	1,383	97.81%	<div style="width: 97.81%;"><div style="width: 97.81%;"></div></div>
Write-In Totals	31	2.19%	<div style="width: 2.19%;"><div style="width: 2.19%;"></div></div>
Total Votes Cast	1,414	100.00%	<div style="width: 100.00%;"><div style="width: 100.00%;"></div></div>

Collector of Revenue

Vote For 1

	TOTAL	VOTE %	
REP Laura Smith	1,401	98.38%	<div style="width: 98.38%;"><div style="width: 98.38%;"></div></div>
Write-In Totals	23	1.62%	<div style="width: 1.62%;"><div style="width: 1.62%;"></div></div>
Total Votes Cast	1,424	100.00%	<div style="width: 100.00%;"><div style="width: 100.00%;"></div></div>

Retain Fischer

Vote For 1

	TOTAL	VOTE %	
Yes	1,167	73.58%	<div style="width: 73.58%;"><div style="width: 73.58%;"></div></div>
No	419	26.42%	<div style="width: 26.42%;"><div style="width: 26.42%;"></div></div>
Total Votes Cast	1,586	100.00%	<div style="width: 100.00%;"><div style="width: 100.00%;"></div></div>

Retain Ransom

Vote For 1

	TOTAL	VOTE %	
Yes	1,191	75.09%	<div style="width: 75.09%;"><div style="width: 75.09%;"></div></div>
No	395	24.91%	<div style="width: 24.91%;"><div style="width: 24.91%;"></div></div>
Total Votes Cast	1,586	100.00%	<div style="width: 100.00%;"><div style="width: 100.00%;"></div></div>

Retain Ahuja

Vote For 1

	TOTAL	VOTE %	
Yes	1,134	71.64%	<div style="width: 71.64%;"><div style="width: 71.64%;"></div></div>
No	449	28.36%	<div style="width: 28.36%;"><div style="width: 28.36%;"></div></div>
Total Votes Cast	1,583	100.00%	<div style="width: 100.00%;"><div style="width: 100.00%;"></div></div>

Retain Mitchell

Vote For 1

	TOTAL	VOTE %	
Yes	1,166	73.80%	<div style="width: 73.80%;"><div style="width: 73.80%;"></div></div>
No	414	26.20%	<div style="width: 26.20%;"><div style="width: 26.20%;"></div></div>
Total Votes Cast	1,580	100.00%	<div style="width: 100.00%;"><div style="width: 100.00%;"></div></div>

Absentee

Retain Pfeiffer

Vote For 1

	TOTAL	VOTE %	
Yes	1,147	72.73%	<div style="width: 72.73%;"><div style="width: 72.73%;"></div></div>
No	430	27.27%	<div style="width: 27.27%;"><div style="width: 27.27%;"></div></div>
Total Votes Cast	1,577	100.00%	<div style="width: 100%;"><div style="width: 100%;"></div></div>

Retain Thomson

Vote For 1

	TOTAL	VOTE %	
Yes	1,164	74.09%	<div style="width: 74.09%;"><div style="width: 74.09%;"></div></div>
No	407	25.91%	<div style="width: 25.91%;"><div style="width: 25.91%;"></div></div>
Total Votes Cast	1,571	100.00%	<div style="width: 100%;"><div style="width: 100%;"></div></div>

Constitutional Amendment No. 1

Vote For 1

	TOTAL	VOTE %	
Yes	832	48.32%	<div style="width: 48.32%;"><div style="width: 48.32%;"></div></div>
No	890	51.68%	<div style="width: 51.68%;"><div style="width: 51.68%;"></div></div>
Total Votes Cast	1,722	100.00%	<div style="width: 100%;"><div style="width: 100%;"></div></div>

Constitutional Amendment No. 3

Vote For 1

	TOTAL	VOTE %	
Yes	956	52.99%	<div style="width: 52.99%;"><div style="width: 52.99%;"></div></div>
No	848	47.01%	<div style="width: 47.01%;"><div style="width: 47.01%;"></div></div>
Total Votes Cast	1,804	100.00%	<div style="width: 100%;"><div style="width: 100%;"></div></div>

Constitutional Amendment No. 4

Vote For 1

	TOTAL	VOTE %	
Yes	1,150	64.97%	<div style="width: 64.97%;"><div style="width: 64.97%;"></div></div>
No	620	35.03%	<div style="width: 35.03%;"><div style="width: 35.03%;"></div></div>
Total Votes Cast	1,770	100.00%	<div style="width: 100%;"><div style="width: 100%;"></div></div>

Constitutional Amendment No. 5

Vote For 1

	TOTAL	VOTE %	
Yes	1,103	62.88%	<div style="width: 62.88%;"><div style="width: 62.88%;"></div></div>
No	651	37.12%	<div style="width: 37.12%;"><div style="width: 37.12%;"></div></div>
Total Votes Cast	1,754	100.00%	<div style="width: 100%;"><div style="width: 100%;"></div></div>

Constitutional Convention Question



Vote For 1

	TOTAL	VOTE %	
Yes	523	30.78%	<div style="width: 30.78%;"><div style="width: 30.78%;"></div></div>
No	1,176	69.22%	<div style="width: 69.22%;"><div style="width: 69.22%;"></div></div>
Total Votes Cast	1,699	100.00%	<div style="width: 100%;"><div style="width: 100%;"></div></div>

Absentee

Johnson County Emergency Services Board

Vote For 1

	TOTAL	VOTE %	
Yes	1,222	68.61%	
No	559	31.39%	
Total Votes Cast	1,781	100.00%	